

AMARIN CORP PLC ADR

ISIN: US0231112063 WKN: 023111206

Overview

2024/07/17 08:01:08

Price
0.71 EURDifference  -1.39% (-0.01)

General attributes

ISIN	US0231112063
Symbol	AMRN
Exchange	Stuttgart
Currency	EUR
Sector	Chemical / Pharmaceutical / Health
Security type	Stock
Market cap (m)	0
Benchmark	MSCI WORLD INDEX (STRD, UHD)

Market data

Bid (Bid size)	0.70 EUR (5,000)
Ask (Ask size)	0.72 EUR (5,000)
Open	0.71 EUR
High	0.71 EUR
Low	0.71 EUR
Close (prev. day)	0.72 EUR
VWAP	-
Volume (pcs)	0
Trading volume	0.00
Number of trades	1
Last size	0

Futures and Options






Related Futures	-
Related Options	-

5y



Information about previous performance does not guarantee future performance.
Source: FactSet

Recent research

on sector		on market	
Date		Headline	Download
2024/07/15		Aktienempfehlungen Global	
2024/07/12		Global Equity Ratings	
2024/07/09		Aktienempfehlungen Österreich	
2024/06/24		Aktienempfehlungen Österreich	
2024/06/21		Global Equity Ratings	

Details

2024/07/17 08:01:08

Price

0.71 EUR

Difference ▼ -1.39% (-0.01)

General attributes

ISIN	US0231112063
Symbol	AMRN
Exchange	Stuttgart
Currency	EUR
Sector	Chemical / Pharmaceutical / Health
Security type	Stock
Market cap (m)	0
Benchmark	MSCI WORLD INDEX (STRD, UHD)

Market data

Bid (Bid size)	0.70 EUR (5,000)
Ask (Ask size)	0.72 EUR (5,000)
Open	0.71 EUR
High	0.71 EUR
Low	0.71 EUR
Close (prev. day)	0.72 EUR
VWAP	-
Volume (pcs)	0
Trading volume	0.00
Number of trades	1
Last size	0

Performance and Risk

	6m	1y	3y
Perf (%)	-31.43%	-32.08%	-79.37%
Perf (abs.)	-0.33	-0.34	-2.77
Beta	2.14	2.06	1.54
Volatility	73.02	72.80	93.43

5y



Information about previous performance does not guarantee future performance.
Source: FactSet

Price data

Ø price 5 days Ø volume 5 days (pcs.)	0.69 EUR (1,930)
Ø price 30 days Ø volume 30 days (pcs.)	0.67 EUR (1,737)
Ø price 100 days Ø volume 100 days (pcs.)	0.80 EUR (709)
Ø price 250 days Ø volume 250 days (pcs.)	0.85 EUR (461)
YTD High date	1.25 EUR (2024/02/27)
YTD Low date	0.60 EUR (2024/06/11)
52 Weeks High date	1.25 EUR (2024/02/27)
52 Weeks Low date	0.60 EUR (2024/06/11)

Arbitrage views

Exchange	Date	Time	Price	Trading volume (mio.)	Number of trades
Tradegate	2024/07/16	22:26	0.73 EUR	0.00	1
Stuttgart	2024/07/17	08:01	0.71 EUR	0.00	1
Nasdaq	2024/07/16	22:00	0.7901 USD	1.29	3,215
Munich	2024/07/17	08:01	0.71 EUR	0.00	1
Frankfurt	2024/07/17	09:57	0.655 EUR	0.00	1

	17					
Duesseldorf	2024/07/ 17	12:31	0.705 EUR	0.00		3
Berlin	2024/07/ 17	08:08	0.71 EUR	0.00		1

Company profile

Company Logo



Company Profile

-

Contact Details

AMARIN CORP. PLC

--

First Floor, Block 3, The Oval Shelbourne
Road, Ballsbridge - 4 Dublin

Telefon: +353 (0)1 6699 020

Fax: +353 (0)1 6699 028

E-mail: -