

VSEOBECNA UVEROVA BANKA EUR33.20

ISIN: **SK1110001437** WKN: **B28N565**

Overview

2021/04/19 12:24:57

Price
157.00 EURDifference  0.00% (0.00)

General attributes

ISIN	SK1110001437
Symbol	0MZE
Exchange	Bratislava Stock Exchange
Currency	EUR
Sector	-
Security type	Stock
Market cap (m)	612 EUR
Benchmark	SAX INDEX

Market data

Bid (Bid size)	157.00 EUR (8)
Ask (Ask size)	157.00 EUR (539)
Open	157.00 EUR
High	157.00 EUR
Low	157.00 EUR
Close (prev. day)	157.00 EUR
VWAP	0.00 EUR
Volume (pcs)	47
Trading volume	7,379.00
Number of trades	2
Last size	47

Futures and Options

Related Futures	-
Related Options	-











5y



Information about previous performance does not guarantee future performance.
Source: FactSet

Recent research

on market

Date	Headline	Download
2024/07/24	 Aktienempfehlungen Global	
2024/07/15	 Aktienempfehlungen Global	
2024/07/03	 Global Strategy 3Q 2024	
2024/07/03	 Global Strategy 3Q 2024	
2024/06/21	 Global Equity Ratings	

Details

2021/04/19 12:24:57

Price

157.00 EUR

Difference ➔ 0.00% (0.00)

General attributes

ISIN	SK1110001437
Symbol	0MZE
Exchange	Bratislava Stock Exchange
Currency	EUR
Sector	-
Security type	Stock
Market cap (m)	612 EUR
Benchmark	SAX INDEX

Market data

Bid (Bid size)	157.00 EUR (8)
Ask (Ask size)	157.00 EUR (539)
Open	157.00 EUR
High	157.00 EUR
Low	157.00 EUR
Close (prev. day)	157.00 EUR
VWAP	0.00 EUR
Volume (pcs)	47
Trading volume	7,379.00
Number of trades	2
Last size	47

Performance and Risk

	6m	1y	3y
Perf (%)	-	-	-
Perf (abs.)	-	-	-
Beta	-	-0.44	-0.49
Volatility	-	-	-

5y



Information about previous performance does not guarantee future performance.
Source: FactSet

Price data

Ø price 5 days Ø volume 5 days (pcs.)	- EUR (-)
Ø price 30 days Ø volume 30 days (pcs.)	- EUR (-)
Ø price 100 days Ø volume 100 days (pcs.)	- EUR (-)
Ø price 250 days Ø volume 250 days (pcs.)	- EUR (-)
YTD High date	- EUR (-)
YTD Low date	- EUR (-)
52 Weeks High date	- EUR (-)
52 Weeks Low date	- EUR (-)

All listings for VSEOBECNA UVEROVA BANKA EUR33.20

Exchange ⊕	Date	Time	Price	Trading volume (mio.)	Number of trades
London Stock Exchange	2018/05/16	18:05	150.00 EUR	0.00	1
Bratislava Stock Exchange	2021/04/19	12:24	157.00 EUR	0.01	2

Company profile

Company Logo

Contact Details

VSEOBEC UVER BNK

--

Telefon: -

Fax: -

E-mail: -

Company Profile

-