

## ENPHASE ENERGY INC.

ISIN: US29355A1079 WKN: 29355A107

## Overview

2024/07/26 11:47:25

Price  
109.78 EURDifference  -0.20% (-0.22)

## General attributes

ISIN	US29355A1079
Symbol	ENPH
Exchange	Frankfurt
Currency	EUR
Sector	Utilities
Security type	Stock
Market cap (m)	14,894 EUR
Benchmark	S&P 500

## Market data

Bid (Bid size)	-
Ask (Ask size)	-
Open	109.04 EUR
High	110.34 EUR
Low	109.04 EUR
Close (prev. day)	110.00 EUR
VWAP	109.81294 EUR
Volume (pcs)	255
Trading volume	28,002.30
Number of trades	2
Last size	240

## Futures and Options











Related Futures	-
Related Options	-

5y



Information about previous performance does not guarantee future performance.  
Source: FactSet

## Recent research

on sector	on market		
Date	Headline		Download
2024/07/26	 Equity Weekly		
2024/07/24	 Global Equity Ratings		
2024/07/24	 Aktienempfehlungen Global		
2024/07/15	 Aktienempfehlungen Global		
2024/07/12	 Global Equity Ratings		

## Details

2024/07/26 11:47:25

## Price

109.78 EUR

Difference ▼ -0.20% (-0.22)

## General attributes

ISIN	US29355A1079
Symbol	ENPH
Exchange	Frankfurt
Currency	EUR
Sector	Utilities
Security type	Stock
Market cap (m)	14,894 EUR
Benchmark	S&P 500

## Market data

Bid (Bid size)	-
Ask (Ask size)	-
Open	109.04 EUR
High	110.34 EUR
Low	109.04 EUR
Close (prev. day)	110.00 EUR
VWAP	109.81294 EUR
Volume (pcs)	255
Trading volume	28,002.30
Number of trades	2
Last size	240

## Performance and Risk

	6m	1y	3y
Perf (%)	+11.77%	-30.47%	-27.61%
Perf (abs.)	+11.56	-48.10	-41.88
Beta	1.32	1.90	1.67
Volatility	68.74	67.83	69.16

5y



Information about previous performance does not guarantee future performance.  
Source: FactSet

## Price data

Ø price 5 days   Ø volume 5 days (pcs.)	103.89 EUR (553)
Ø price 30 days   Ø volume 30 days (pcs.)	99.73 EUR (293)
Ø price 100 days   Ø volume 100 days (pcs.)	106.28 EUR (277)
Ø price 250 days   Ø volume 250 days (pcs.)	106.33 EUR (427)
YTD High   date	129.14 EUR (2024/06/12)
YTD Low   date	87.18 EUR (2024/02/05)
52 Weeks High   date	158.36 EUR (2023/07/27)
52 Weeks Low   date	68.00 EUR (2023/11/01)

## All listings for ENPHASE ENERGY INC.

Exchange	Date	Time	Price	Trading volume (mio.)	Number of trades
Xetra	2024/07/26	17:35	110.54 EUR	0.13	45
Vienna Stock Exchange	2024/07/26	17:32	110.68 EUR	0.00	5
Tradegate	2024/07/26	22:26	109.92 EUR	0.43	67
Stuttgart	2024/07/26	19:36	110.94 EUR	0.01	6
Nasdaq	2024/07/26	22:00	119.34 USD	430.38	58,744

	26						
Munich	2024/07/ 26	17:48	112.30	EUR	0.00		2
London Stock Exchange	2024/07/ 18	15:30	113.62	USD	0.01		1
Hanover	2024/07/ 26	08:01	109.02	EUR	0.00		3
Frankfurt	2024/07/ 26	11:47	109.78	EUR	0.03		2
Duesseldorf	2024/07/ 26	19:31	111.10	EUR	0.00		7
Berlin	2024/07/ 26	08:02	109.02	EUR	0.00		3

## Company profile

### Company Logo



### Contact Details

ENPHASE ENERGY INC.

--

47281 Bayside Parkway - 94538-6517  
Fremont

Telefon: +1-877-774-7000

Fax: +

E-mail: -

### Company Profile

-

### Members of Management Board

Steven Gomo Chairman of Board of Directors

Thurman Rodgers Member of Board of Directors

Benjamin Kortlang Member of Board of Directors

Jamie Haenggi Member of Board of Directors

Joseph Malchow Member of Board of Directors

Richard Mora Member of Board of Directors

Badri Kothandaraman Chairman of Managing Board

Dave Ranhoff Member of Executive Committee

Hans Van Antwerpen Member of Executive Committee

Mandy Yang Member of Executive Committee

Raghu Belur Member of Executive Committee

Sunil Thamaran Member of Executive Committee