

## KBC GROEP

ISIN: BE0003565737

WKN: 953682

## Overview

2024/09/18 13:21:40

Price  
70.88 EURDifference  -0.03% (-0.02)

## General attributes

ISIN	BE0003565737
Symbol	KBC
Exchange	Tradedgate
Currency	EUR
Sector	Financial
Security type	Stock
Market cap (m)	28,461 EUR
Benchmark	BEL 20 INDEX

## Market data

Bid (Bid size)	71.42 EUR (80)
Ask (Ask size)	71.50 EUR (80)
Open	70.94 EUR
High	70.96 EUR
Low	70.86 EUR
Close (prev. day)	70.90 EUR
VWAP	70.90 EUR
Volume (pcs)	8
Trading volume	567.20
Number of trades	5
Last size	1

## Futures and Options






Related Futures	39
Related Options	-

5y



Information about previous performance does not guarantee future performance.  
Source: FactSet

## Recent research

on sector		on market	
Date		Headline	Download
2024/09/11		Global Equity Ratings	
2024/09/11		Aktienempfehlungen Global	
2024/09/09		Aktienempfehlungen Österreich	
2024/09/06		Equity Weekly	
2024/09/05		Global Equity Ratings	

## Details

2024/09/18 13:21:40

## Price

70.88 EUR

Difference ▼ -0.03% (-0.02)

## General attributes

ISIN	BE0003565737
Symbol	KBC
Exchange	Tradegate
Currency	EUR
Sector	Financial
Security type	Stock
Market cap (m)	28,461 EUR
Benchmark	BEL 20 INDEX

## Market data

Bid (Bid size)	71.42 EUR (80)
Ask (Ask size)	71.50 EUR (80)
Open	70.94 EUR
High	70.96 EUR
Low	70.86 EUR
Close (prev. day)	70.90 EUR
VWAP	70.90 EUR
Volume (pcs)	8
Trading volume	567.20
Number of trades	5
Last size	1

## Performance and Risk

	6m	1y	3y
Perf (%)	+2.58%	+18.88%	-1.42%
Perf (abs.)	+1.78	+11.26	-1.02
Beta	-	-	-
Volatility	21.10	21.30	30.01

5y



Information about previous performance does not guarantee future performance.  
Source: FactSet

## Price data

Ø price 5 days   Ø volume 5 days (pcs.)	68.84 EUR (77)
Ø price 30 days   Ø volume 30 days (pcs.)	68.41 EUR (142)
Ø price 100 days   Ø volume 100 days (pcs.)	68.02 EUR (238)
Ø price 250 days   Ø volume 250 days (pcs.)	63.42 EUR (425)
YTD High   date	72.58 EUR (2024/07/31)
YTD Low   date	56.14 EUR (2024/02/07)
52 Weeks High   date	72.58 EUR (2024/07/31)
52 Weeks Low   date	49.50 EUR (2023/11/09)

## Arbitrage views

Exchange <span>⊕</span>	Date	Time	Price	Trading volume (mio.)	Number of trades
Vienna Stock Exchange	2024/09/18	15:30	71.02 EUR	0.00	4
Tradegate	2024/09/18	13:21	70.88 EUR	0.00	5
Stuttgart	2024/09/18	15:31	70.80 EUR	0.00	10
Munich	2024/09/18	08:12	70.94 EUR	0.00	1
London Stock Exchange	2024/	17:30	71.36 EUR	1.61	3

European Trade Reporting	09/18					
Hanover	2024/ 09/18	17:25	71.38	EUR	0.00	2
Frankfurt	2024/ 09/18	08:17	70.82	EUR	0.00	1
FINRA other OTC Issues	2024/ 09/10	15:57	73.70	USD	0.01	2
Euronext Milan MTF Trading After Hours	-	-	-		0.00	-
Euronext Brussels	2024/ 09/18	17:36	71.44	EUR	36.46	2,115
Duesseldorf	2024/ 09/18	08:10	70.74	EUR	0.00	1
Berlin	2024/ 09/18	08:12	70.94	EUR	0.00	1

# Company profile

## Company Logo



### Contact Details

KBC GROUP NV

--

Avenue du Port 2 - 1080 Brüssel

Telefon: +32-7-815-21-54

Fax: +

E-mail: -

## Company Profile

-

### Members of Management Board

Johan Thijs	Chairman of Managing Board
Ales Blazek	Member of Executive Committee
Christine Van Rijseghem	Member of Executive Committee
David Moucheron	Member of Executive Committee
Erik Luts	Member of Executive Committee
Luc Popelier	Member of Executive Committee
Peter Andronov	Member of Executive Committee

### Board of directors

Koenraad Debackere	Chairman of Supervisory Board
Alicia Reyes Revuelta	Member of Supervisory Board
Liesbet Okkerse	Member of Supervisory Board
Marc de Ceuster	Member of Supervisory Board
Alain Bostoën	Member of Supervisory Board
Baron Philippe Vlerick	Member of Supervisory Board
Christine van Rijseghem	Member of Supervisory Board
Diana Rádl Rogerová	Member of Supervisory Board
Erik Clinck	Member of Supervisory Board
Frank Donck	Member of Supervisory Board
Franky Depickere	Member of Supervisory Board
Raf Sels	Member of Supervisory Board
Sonja de Becker	Member of Supervisory Board
Theodoros Roussis	Member of Supervisory Board