

GFG RESOURCES INC

ISIN: CA36165F1018 WKN: 36165F101

Overview

2024/07/11 20:47:16

Price

0.075 CAD

Difference  -6.25% (-0.01)

General attributes

ISIN	CA36165F1018
Symbol	GFGSF
Exchange	TSX Venture Exchange
Currency	CAD
Sector	Energy / Commodities
Security type	Stock
Market cap (m)	13 EUR
Benchmark	S&P/TSX 60 INDEX

Market data

Bid (Bid size)	0.075 CAD (136,000)
Ask (Ask size)	0.085 CAD (62,000)
Open	0.08 CAD
High	0.08 CAD
Low	0.075 CAD
Close (prev. day)	0.08 CAD
VWAP	0.07732 CAD
Volume (pcs)	29,851
Trading volume	2,308.08
Number of trades	6
Last size	16,000

Futures and Options











Related Futures	-
Related Options	-

5y



Information about previous performance does not guarantee future performance.
Source: FactSet

Recent research

on sector		
Date	Headline	Download
2024/07/09	 Aktienempfehlungen Österreich	
2024/06/24	 Aktienempfehlungen Österreich	
2024/06/21	 Global Equity Ratings	
2024/06/21	 Aktienempfehlungen Global	
2024/06/14	 Equity Weekly	

Details

2024/07/11 20:47:16

Price

0.075 CAD

Difference 📉 -6.25% (-0.01)

General attributes

ISIN	CA36165F1018
Symbol	GFGSF
Exchange	TSX Venture Exchange
Currency	CAD
Sector	Energy / Commodities
Security type	Stock
Market cap (m)	13 EUR
Benchmark	S&P/TSX 60 INDEX

Market data

Bid (Bid size)	0.075 CAD (136,000)
Ask (Ask size)	0.085 CAD (62,000)
Open	0.08 CAD
High	0.08 CAD
Low	0.075 CAD
Close (prev. day)	0.08 CAD
VWAP	0.07732 CAD
Volume (pcs)	29,851
Trading volume	2,308.08
Number of trades	6
Last size	16,000

Performance and Risk

	6m	1y	3y
Perf (%)	-28.57%	-37.50%	-40.00%
Perf (abs.)	-0.03	-0.05	-0.05
Beta	2.57	1.53	1.86
Volatility	71.71	72.26	72.18

5y



Information about previous performance does not guarantee future performance.
Source: FactSet

Price data

Ø price 5 days Ø volume 5 days (pcs.)	0.077 CAD (14,214)
Ø price 30 days Ø volume 30 days (pcs.)	0.079 CAD (38,239)
Ø price 100 days Ø volume 100 days (pcs.)	0.083 CAD (93,027)
Ø price 250 days Ø volume 250 days (pcs.)	0.091 CAD (72,166)
YTD High date	0.120 CAD (2024/01/02)
YTD Low date	0.075 CAD (2024/03/27)
52 Weeks High date	0.125 CAD (2023/07/21)
52 Weeks Low date	0.070 CAD (2023/11/15)

Arbitrage views

Exchange 📍	Date	Time	Price	Trading volume (mio.)	Number of trades
Tradegate	2024/07/11	22:02	0.0545 EUR	0.00	1
TSX Venture Exchange	2024/07/11	20:47	0.075 CAD	0.00	6
Stuttgart	2024/07/11	21:54	0.0485 EUR	0.00	14
Munich	2024/07/11	08:01	0.057 EUR	0.00	1
Frankfurt	2024/07/11	13:09	0.047 EUR	0.00	2

	11					
FINRA other OTC Issues	2024/07/ 11	21:33	0.06 USD	0.00		2

Company profile

Company Logo



Company Profile

-

Contact Details

GFG RESOURCES

--

Telefon: -

Fax: -

E-mail: -