

## TECDAX PERFORMANCE INDEX

ISIN: DE0007203275 WKN: -

## Overview

2024/05/06 17:50:00

Price

**3,291.74** EURDifference  0.78% (25.52)

## General attributes

ISIN DE0007203275

Symbol -

Country Germany

Instruments in index 30

Type of index Performance Index

Security type Index

## Top 5

Name	Price	+ - (%)	Trend
SUESS MICR...	47.20	+5.71	
ECKERT & Z...	39.42	+2.76	
INFINEON T...	32.22	+2.50	
UNITED INT...	22.94	+2.41	
FREENET AG	25.74	+2.31	

Intraday 1w 1m 6m 1y 3y

## FloP 5






Name	Price	+ - (%)	Trend
NORDEX SE	13.49	-1.75	
KONTRON AG	19.00	-1.66	
EVOTEC AG	9.605	-1.59	
SMA SOLAR ...	49.44	-1.22	
QIAGEN NV	42.705	-0.79	

Intraday 1w 1m 6m 1y 3y



Information about previous performance does not guarantee future performance.  
Source: FactSet

## Recent research

on market		
Date	Headline	Download
2024/05/06	 Anzeichen für eine wirtschaftliche Wende?	
2024/05/03	 Week Ahead	
2024/05/03	 Wochenausblick	
2024/05/02	 FX markets reflect uncertain interest rate outlook	
2024/05/02	 FX-Märkte spiegeln unsicheres Zinsumfeld wider	

**More information on countries & regions**

**➤ Markets by Region**

## Details

2024/05/06 17:50:00

Price

**3,291.74** EUR

Difference



0.78% (25.52)

## General attributes

ISIN DE0007203275

Symbol -

Country Germany

Security type Index

Instruments in index 30

## Market data

Open 3,266.40 EUR

High 3,295.42 EUR

Low 3,263.55 EUR

Close (prev. day) 3,266.22 EUR

Trading volume (m) 4,346,217

Volume (pcs) 14,272,005,616

## Performance and Risk

	6m	1y	3y
Perf (%)	+11.93%	+0.40%	-2.70%
Perf (abs.)	+351.08	+13.17	-91.48
Beta	-	-	-
Volatility	13.96	14.93	19.61



5y

Information about previous performance does not guarantee future performance.

Source: FactSet

## Price data

Ø price 5 days   Ø volume 5 days (pcs.)	3,276.57 EUR (5,721,533)
Ø price 30 days   Ø volume 30 days (pcs.)	3,337.25 EUR (6,015,497)
Ø price 100 days   Ø volume 100 days (pcs.)	3,346.10 EUR (7,144,255)
Ø price 250 days   Ø volume 250 days (pcs.)	3,207.38 EUR (9,384,952)
YTD High   date	3,490.44 EUR (2024/03/07)
YTD Low   date	3,175.55 EUR (2024/04/19)
52 Weeks High   date	3,490.44 EUR (2024/03/07)
52 Weeks Low   date	2,788.38 EUR (2023/10/30)

## Composition

Name  ISIN	Price	Diff %  Diff +/-	Performance 	Date Time	Turnover Pc.  Turnover Money 
1&1 AG DE0005545503	16.40	1.36% 0.22		24/05/06 17:35:00	31,616 517,572.42
AIXTRON SE DE000A0WMPJ6	22.24	1.74% 0.38		24/05/06 17:35:00	493,306 10,925,288.74
ATOSS SOFTWARE AG DE0005104400	241.00	-0.41% -1.00		24/05/06 17:38:01	3,062 740,476.00
BECHTLE AG DE0005158703	45.78	0.93% 0.42		24/05/06 17:35:15	72,376 3,311,925.58
CANCOM SE DE0005419105	29.98	0.27% 0.08		24/05/06 17:35:03	39,615 1,185,780.02
CARL ZEISS MEDITEC AG DE0005313704	100.00	2.25% 2.20		24/05/06 17:35:20	91,338 9,106,350.85
COMPUGROUP MEDICAL SE & C... DE000A288904	28.60	-0.07% -0.02		24/05/06 17:35:02	55,542 1,583,136.12
DEUTSCHE TELEKOM AG DE0005557508	21.74	0.37% 0.08		24/05/06 17:35:22	4,340,902 94,335,004.38
ECKERT & ZIEGLER SE DE0005659700	39.42	2.76% 1.06		24/05/06 17:37:18	49,457 1,947,876.76
ENERGIEKONTOR AG DE0005313506	66.30	1.69% 1.10		24/05/06 17:35:29	6,788 449,928.60
EVOTEC AG DE0005664809	9.605	-1.59% -0.16		24/05/06 17:44:56	2,114,328 20,512,637.42
FREENET AG DE000A0Z2ZZ5	25.74	2.31% 0.58		24/05/06 17:35:16	413,106 10,631,121.94
HENSOLDT AG NPV DE000HAG0005	38.30	1.59% 0.60		24/05/06 17:35:19	262,477 9,967,744.62
INFINEON TECHNOLOGIES AG DE0006231004	32.22	2.50% 0.79		24/05/06 17:35:23	3,783,613 121,323,747.58
JENOPTIK AG DE000A2NB601	25.12	0.40% 0.10		24/05/06 17:35:24	58,434 1,470,309.32
KONTRON AG AT0000A0E9W5	19.00	-1.66% -0.32		24/05/06 17:35:14	184,823 3,491,731.25
MORPHOSYS AG DE0006632003	66.90	0.38% 0.25		24/05/06 17:35:25	46,604 3,109,225.65
NAGARRO SE DE000A3H2200	74.10	0.14% 0.10		24/05/06 17:35:42	11,827 877,060.20
NEMETSCHEK SE DE0006452907	83.35	0.12% 0.10		24/05/06 17:35:25	41,224 3,433,070.00
NORDEX SE DE000A0D6554	13.49	-1.75% -0.24		24/05/06 17:35:21	562,329 7,645,977.45
PNE AG DE000A0JBPG2	13.38	-0.45% -0.06		24/05/06 17:35:13	35,059 469,938.12
QIAGEN NV NL0015001WM6	39.625	-0.79% -0.32		24/05/06 17:37:21	400,405 15,918,180.74
SAP SE DE0007164600	171.48	0.45% 0.76		24/05/06 17:35:01	742,062 126,954,824.58
SARTORIUS AG VZ DE0007165631	282.10	-0.77% -2.20		24/05/06 17:35:05	70,774 19,982,111.10
SIEMENS HEALTHINEERS AG DE000SHL1006	52.46	1.08% 0.56		24/05/06 17:35:11	482,727 25,311,513.80

## TECDAX PERFORMANCE INDEX

SILTRONIC AG DE000WAF3001	75.70	1.47% 1.10		24/05/06 17:35:14	42,683 3,229,436.30
SMA SOLAR TECHNOLOGY AG DE000A0DJ6J9	49.44	-1.22% -0.61		24/05/06 17:35:21	83,087 4,119,036.62
SUESS MICROTEC SE DE000A1K0235	47.20	5.71% 2.55		24/05/06 17:35:12	43,135 2,004,782.60
TEAMVIEWER AG DE000A2YN900	12.465	0.40% 0.05		24/05/06 17:35:18	441,777 5,489,819.17
UNITED INTERNET AG DE0005089031	22.94	2.41% 0.54		24/05/06 17:35:29	80,860 1,847,381.52