

TECDAX PERFORMANCE INDEX

ISIN: DE0007203275 WKN: -

Overview

2024/05/06 17:50:00

Price

3,291.74 EURDifference  0.78% (25.52)

General attributes

ISIN DE0007203275

Symbol -

Country Germany

Instruments in index 30

Type of index Performance Index

Security type Index

Market data

Open 3,266.40 EUR

High 3,295.42 EUR

Low 3,263.55 EUR

Close (prev. day) 3,266.22 EUR

Trading volume (m) 4,346,217

Volume (pcs) 14,272,005,616

5y



Information about previous performance does not guarantee future performance.

Source: FactSet

Top 5

Name 	Price	+ - (%) 	Trend 
SUESS MICR...	47.20	+5.71 	
ECKERT & Z...	39.42	+2.76 	
INFINEON T...	32.22	+2.50 	
UNITED INT...	22.94	+2.41 	
FREENET AG	25.74	+2.31 	

Intraday 1w 1m 6m 1y 3y






Flop 5

Name 	Price	+ - (%) 	Trend 
NORDEX SE	13.49	-1.75 	
KONTRON AG	19.00	-1.66 	
EVOTEC AG	9.605	-1.59 	
SMA SOLAR ...	49.44	-1.22 	
QIAGEN NV	42.70	-0.79 	

Intraday 1w 1m 6m 1y 3y

Recent research

on market

Date	Headline	Download
2024/05/06	 Anzeichen für eine wirtschaftliche Wende?	
2024/05/03	 Week Ahead	
2024/05/03	 Wochenausblick	
2024/05/02	 FX markets reflect uncertain interest rate outlook	
2024/05/02	 FX-Märkte spiegeln unsicheres Zinsumfeld wider	

Futures and Options

Related Futures 3

Related Options -

Details

2024/05/06 17:50:00

Price

3,291.74 EUR

Difference



0.78% (25.52)

General attributes

ISIN DE0007203275

Symbol -

Country Germany

Security type Index

Instruments in index 30

Market data

Open 3,266.40 EUR

High 3,295.42 EUR

Low 3,263.55 EUR

Close (prev. day) 3,266.22 EUR

Trading volume (m) 4,346,217

Volume (pcs) 14,272,005,616

Performance and Risk

	6m	1y	3y
Perf (%)	+11.93%	+0.40%	-2.70%
Perf (abs.)	+351.08	+13.17	-91.48
Beta	-	-	-
Volatility	13.96	14.93	19.61



5y

Information about previous performance does not guarantee future performance.

Source: FactSet

Price data

Ø price 5 days Ø volume 5 days (pcs.)	3,276.57 EUR (5,721,533)
Ø price 30 days Ø volume 30 days (pcs.)	3,337.25 EUR (6,015,497)
Ø price 100 days Ø volume 100 days (pcs.)	3,346.10 EUR (7,144,255)
Ø price 250 days Ø volume 250 days (pcs.)	3,207.38 EUR (9,384,952)
YTD High date	3,490.44 EUR (2024/03/07)
YTD Low date	3,175.55 EUR (2024/04/19)
52 Weeks High date	3,490.44 EUR (2024/03/07)
52 Weeks Low date	2,788.38 EUR (2023/10/30)

Composition

Name  ISIN	Price	Diff %  Diff +/-	Performance 	Date Time	Turnover Pc.  Turnover Money 
1&1 AG DE0005545503	16.40	1.36% 0.22		24/05/06 17:35:00	31,616 517,572.42
AIXTRON SE DE000A0WMPJ6	22.24	1.74% 0.38		24/05/06 17:35:00	493,306 10,925,288.74
ATOSS SOFTWARE AG DE0005104400	241.00	-0.41% -1.00		24/05/06 17:38:01	3,062 740,476.00
BECHTLE AG DE0005158703	45.78	0.93% 0.42		24/05/06 17:35:15	72,376 3,311,925.58
CANCOM SE DE0005419105	29.98	0.27% 0.08		24/05/06 17:35:03	39,615 1,185,780.02
CARL ZEISS MEDITEC AG DE0005313704	100.00	2.25% 2.20		24/05/06 17:35:20	91,338 9,106,350.85
COMPUGROUP MEDICAL SE & C... DE000A288904	28.60	-0.07% -0.02		24/05/06 17:35:02	55,542 1,583,136.12
DEUTSCHE TELEKOM AG DE0005557508	21.74	0.37% 0.08		24/05/06 17:35:22	4,340,902 94,335,004.38
ECKERT & ZIEGLER SE DE0005659700	39.42	2.76% 1.06		24/05/06 17:37:18	49,457 1,947,876.76
ENERGIEKONTOR AG DE0005313506	66.30	1.69% 1.10		24/05/06 17:35:29	6,788 449,928.60
EVOTEC AG DE0005664809	9.605	-1.59% -0.16		24/05/06 17:44:56	2,114,328 20,512,637.42
FREENET AG DE000A0Z2ZZ5	25.74	2.31% 0.58		24/05/06 17:35:16	413,106 10,631,121.94
HENSOLDT AG NPV DE000HAG0005	38.30	1.59% 0.60		24/05/06 17:35:19	262,477 9,967,744.62
INFINEON TECHNOLOGIES AG DE0006231004	32.22	2.50% 0.79		24/05/06 17:35:23	3,783,613 121,323,747.58
JENOPTIK AG DE000A2NB601	25.12	0.40% 0.10		24/05/06 17:35:24	58,434 1,470,309.32
KONTRON AG AT0000A0E9W5	19.00	-1.66% -0.32		24/05/06 17:35:14	184,823 3,491,731.25
MORPHOSYS AG DE0006632003	66.90	0.38% 0.25		24/05/06 17:35:25	46,604 3,109,225.65
NAGARRO SE DE000A3H2200	74.10	0.14% 0.10		24/05/06 17:35:42	11,827 877,060.20
NEMETSCHEK SE DE0006452907	83.35	0.12% 0.10		24/05/06 17:35:25	41,224 3,433,070.00
NORDEX SE DE000A0D6554	13.49	-1.75% -0.24		24/05/06 17:35:21	562,329 7,645,977.45
PNE AG DE000A0JBPG2	13.38	-0.45% -0.06		24/05/06 17:35:13	35,059 469,938.12
QIAGEN NV NL0015001WM6	39.625	-0.79% -0.32		24/05/06 17:37:21	400,405 15,918,180.74
SAP SE DE0007164600	171.48	0.45% 0.76		24/05/06 17:35:01	742,062 126,954,824.58
SARTORIUS AG VZ DE0007165631	282.10	-0.77% -2.20		24/05/06 17:35:05	70,774 19,982,111.10
SIEMENS HEALTHINEERS AG DE000SHL1006	52.46	1.08% 0.56		24/05/06 17:35:11	482,727 25,311,513.80

TECDAX PERFORMANCE INDEX

SILTRONIC AG DE000WAF3001	75.70	1.47% 1.10		24/05/06 17:35:14	42,683 3,229,436.30
SMA SOLAR TECHNOLOGY AG DE000A0DJ6J9	49.44	-1.22% -0.61		24/05/06 17:35:21	83,087 4,119,036.62
SUESS MICROTEC SE DE000A1K0235	47.20	5.71% 2.55		24/05/06 17:35:12	43,135 2,004,782.60
TEAMVIEWER AG DE000A2YN900	12.465	0.40% 0.05		24/05/06 17:35:18	441,777 5,489,819.17
UNITED INTERNET AG DE0005089031	22.94	2.41% 0.54		24/05/06 17:35:29	80,860 1,847,381.52