

TECDAX PERFORMANCE INDEX

ISIN: DE0007203275 WKN: -

Overview

2024/05/03 17:50:00

Price

3,266.22 EURDifference  0.81% (26.40)

General attributes

ISIN DE0007203275

Symbol -

Country Germany

Instruments in index 30

Type of index Performance Index

Security type Index

Market data

Open 3,240.88 EUR

High 3,294.61 EUR

Low 3,240.88 EUR

Close (prev. day) 3,239.82 EUR

Trading volume (m) 5,093,060

Volume (pcs) 16,426,222,268

5y



Information about previous performance does not guarantee future performance.

Source: FactSet

Top 5

Name 	Price	+ - (%) 	Trend 
SILTRONIC ...	74.60	+6.27	
HENSOLDT A...	37.70	+5.78	
NEMETSCHEK...	83.25	+4.06	
ECKERT & Z...	38.36	+3.73	
NAGARRO SE	74.00	+2.35	

Intraday 1w 1m 6m 1y 3y

Flop 5

Name 	Price	+ - (%) 	Trend 
FREENET AG	25.16	-3.01	
SUESS MICR...	44.65	-2.93	
1&1 AG	16.18	-1.46	
EVOTEC AG	9.76	-1.36	
JENOPTIK A...	25.02	-0.79	

Intraday 1w 1m 6m 1y 3y

Recent research

on market

Date	Headline	Download 
2024/05/03	 Week Ahead	
2024/05/03	 Wochenausblick	
2024/05/02	 FX markets reflect uncertain interest rate outlook	
2024/05/02	 FX-Märkte spiegeln unsicheres Zinsumfeld wider	
2024/04/30	 Credit Markets Weekly	

Futures and Options

Related Futures 3

Related Options -

Details

2024/05/03 17:50:00

Price

3,266.22 EUR

Difference



0.81% (26.40)

General attributes

ISIN DE0007203275

Symbol -

Country Germany

Security type Index

Instruments in index 30

Market data

Open 3,240.88 EUR

High 3,294.61 EUR

Low 3,240.88 EUR

Close (prev. day) 3,239.82 EUR

Trading volume (m) 5,093,060

Volume (pcs) 16,426,222,268

Performance and Risk

	6m	1y	3y
Perf (%)	+10.55%	+0.10%	-6.94%
Perf (abs.)	+311.84	+3.22	-243.82
Beta	-	-	-
Volatility	13.99	14.88	19.63



5y

Information about previous performance does not guarantee future performance.

Source: FactSet




Price data

Ø price 5 days Ø volume 5 days (pcs.)	3,282.78 EUR (6,179,769)
Ø price 30 days Ø volume 30 days (pcs.)	3,339.87 EUR (5,957,128)
Ø price 100 days Ø volume 100 days (pcs.)	3,345.70 EUR (7,196,739)
Ø price 250 days Ø volume 250 days (pcs.)	3,207.14 EUR (9,402,632)
YTD High date	3,490.44 EUR (2024/03/07)
YTD Low date	3,175.55 EUR (2024/04/19)
52 Weeks High date	3,490.44 EUR (2024/03/07)
52 Weeks Low date	2,788.38 EUR (2023/10/30)

Composition

Name  ISIN	Price	Diff %  Diff +/-	Performance 	Date Time	Turnover Pc.  Turnover Money 
1&1 AG DE0005545503	16.18	-1.46% -0.24		24/05/03 17:35:18	46,978 763,128.90
AIXTRON SE DE000A0WMPJ6	21.86	2.20% 0.47		24/05/03 17:35:03	572,306 12,462,551.55
ATOSS SOFTWARE AG DE0005104400	242.00	1.68% 4.00		24/05/03 17:35:05	5,143 1,235,664.00
BECHTLE AG DE0005158703	45.36	1.20% 0.54		24/05/03 17:37:14	88,680 4,025,114.24
CANCOM SE DE0005419105	29.90	0.34% 0.10		24/05/03 17:35:19	34,853 1,043,930.06
CARL ZEISS MEDITEC AG DE0005313704	97.80	0.46% 0.45		24/05/03 17:35:14	126,792 12,439,783.90
COMPUGROUP MEDICAL SE & C... DE000A288904	28.62	0.85% 0.24		24/05/03 17:35:03	44,122 1,265,873.50
DEUTSCHE TELEKOM AG DE0005557508	21.66	-0.32% -0.07		24/05/03 17:44:31	6,041,608 131,031,774.31
ECKERT & ZIEGLER SE DE0005659700	38.36	3.73% 1.38		24/05/03 17:38:11	53,726 2,059,513.88
ENERGIEKONTOR AG DE0005313506	65.20	1.88% 1.20		24/05/03 17:35:07	7,172 464,117.70
EVOTEC AG DE0005664809	9.76	-1.36% -0.14		24/05/03 17:35:52	1,942,958 19,110,282.27
FREENET AG DE000A0Z2ZZ5	25.16	-3.01% -0.78		24/05/03 17:35:14	753,112 19,154,717.18
HENSOLDT AG NPV DE000HAG0005	37.70	5.78% 2.06		24/05/03 17:38:34	547,227 20,213,522.02
INFINEON TECHNOLOGIES AG DE0006231004	31.435	0.32% 0.10		24/05/03 17:44:55	5,201,339 164,365,671.82
JENOPTIK AG DE000A2NB601	25.02	-0.79% -0.20		24/05/03 17:35:05	162,438 4,104,959.88
KONTRON AG AT0000A0E9W5	19.32	1.63% 0.31		24/05/03 17:35:14	332,401 6,331,464.63
MORPHOSYS AG DE0006632003	66.65	0.83% 0.55		24/05/03 17:43:04	72,984 4,860,640.80
NAGARRO SE DE000A3H2200	74.00	2.35% 1.70		24/05/03 17:35:03	18,195 1,331,473.40
NEMETSCHKE SE DE0006452907	83.25	4.06% 3.25		24/05/03 17:35:07	97,186 8,036,316.75
NORDEX SE DE000A0D6554	13.73	0.66% 0.09		24/05/03 17:35:10	761,501 10,470,069.14
PNE AG DE000A0JBPG2	13.44	0.00% 0.00		24/05/03 17:35:04	74,076 995,134.32
QIAGEN NV NL0015001WM6	39.94	0.90% 0.36		24/05/03 17:38:39	641,081 25,646,093.49
SAP SE DE0007164600	170.72	1.29% 2.18		24/05/03 17:38:24	996,637 169,769,730.80
SARTORIUS AG VZ DE0007165631	284.30	0.99% 2.80		24/05/03 17:35:29	51,895 14,819,802.20
SIEMENS HEALTHINEERS AG DE000SHL1006	51.90	1.37% 0.70		24/05/03 17:35:08	517,287 26,833,831.08

TECDAX PERFORMANCE INDEX

SILTRONIC AG DE000WAF3001	74.60	6.27% 4.40		24/05/03 17:35:10	94,670 6,949,017.75
SMA SOLAR TECHNOLOGY AG DE000A0DJ6J9	50.05	0.66% 0.33		24/05/03 17:35:15	80,586 4,093,271.20
SUESS MICROTEC SE DE000A1K0235	44.65	-2.93% -1.35		24/05/03 17:36:45	100,271 4,520,996.85
TEAMVIEWER AG DE000A2YN900	12.415	-0.16% -0.02		24/05/03 17:35:25	313,395 3,893,371.35
UNITED INTERNET AG DE0005089031	22.40	-0.44% -0.10		24/05/03 17:35:02	264,401 5,945,267.40