

## TECDAX PERFORMANCE INDEX

ISIN: DE0007203275 WKN: -

## Overview

2024/04/26 17:50:00

Price

**3,322.49** EURDifference  1.71% (55.73)

## General attributes

ISIN DE0007203275

Symbol -

Country Germany

Instruments in index 30

Type of index Performance Index

Security type Index

## Market data

Open 3,268.94 EUR

High 3,330.38 EUR

Low 3,268.94 EUR

Close (prev. day) 3,266.76 EUR

Trading volume (m) 6,922,391





Volume (pcs) 22,600,583,541

## Top 5

Name 	Price	+ - (%) 	Trend 
SMA SOLAR ...	50.85	+6.47 	
AIXTRON SE	22.82	+4.78 	
SUESS MICR...	47.90	+4.36 	
ATOSS SOFT...	256.00	+4.28 	
UNITED INT...	22.90	+3.15 	

Intraday 1w 1m 6m 1y 3y

## Flop 5

Name 	Price	+ - (%) 	Trend 
SILTRONIC ...	76.05	-0.91 	

Intraday 1w 1m 6m 1y 3y

## Futures and Options

Related Futures 3

Related Options -

5y



Information about previous performance does not guarantee future performance.

Source: FactSet

## Recent research

on market

Date	Headline	Download
2024/04/26	 Week Ahead	
2024/04/26	 Wochenausblick	
2024/04/26	 Global Equity Ratings	
2024/04/26	 Aktienempfehlungen Global	
2024/04/24	 Credit Markets Weekly	

## Details

2024/04/26 17:50:00

Price

**3,322.49** EUR

Difference



1.71% (55.73)

## General attributes

ISIN DE0007203275

Symbol -

Country Germany

Security type Index

Instruments in index 30

## Market data

Open 3,268.94 EUR

High 3,330.38 EUR

Low 3,268.94 EUR

Close (prev. day) 3,266.76 EUR

Trading volume (m) 6,922,391

Volume (pcs) 22,600,583,541

## Performance and Risk

	6m	1y	3y
Perf (%)	+17.25%	+2.12%	-6.00%
Perf (abs.)	+488.81	+68.97	-212.30
Beta	-	-	-
Volatility	14.38	14.79	19.70



Information about previous performance does not guarantee future performance.

Source: FactSet

## Price data

Ø price 5 days   Ø volume 5 days (pcs.)	3,278.67 EUR (9,446,686)
Ø price 30 days   Ø volume 30 days (pcs.)	3,356.07 EUR (5,831,538)
Ø price 100 days   Ø volume 100 days (pcs.)	3,343.13 EUR (7,433,603)
Ø price 250 days   Ø volume 250 days (pcs.)	3,206.65 EUR (9,444,817)
YTD High   date	3,490.44 EUR (2024/03/07)
YTD Low   date	3,175.55 EUR (2024/04/19)
52 Weeks High   date	3,490.44 EUR (2024/03/07)
52 Weeks Low   date	2,788.38 EUR (2023/10/30)

## Composition

Name  ISIN	Price	Diff %  Diff +/-	Performance 	Date Time	Turnover Pc.  Turnover Money 
1&1 AG DE0005545503	16.88	1.93% 0.32		24/04/26 17:35:26	87,711 1,485,188.20
AIXTRON SE DE000A0WMPJ6	22.82	4.78% 1.04		24/04/26 17:35:08	1,153,782 26,244,176.43
ATOSS SOFTWARE AG DE0005104400	256.00	4.28% 10.50		24/04/26 17:35:02	7,385 1,872,383.00
BECHTLE AG DE0005158703	46.38	1.00% 0.46		24/04/26 17:35:13	113,948 5,284,365.66
CANCOM SE DE0005419105	29.28	0.69% 0.20		24/04/26 17:35:14	44,121 1,291,825.44
CARL ZEISS MEDITEC AG DE0005313704	100.30	1.31% 1.30		24/04/26 17:35:08	89,815 9,009,444.35
COMPUGROUP MEDICAL SE & C... DE000A288904	28.50	2.30% 0.64		24/04/26 17:35:08	85,643 2,426,888.88
DEUTSCHE TELEKOM AG DE0005557508	21.85	0.83% 0.18		24/04/26 17:37:15	7,366,732 160,569,122.15
ECKERT & ZIEGLER SE DE0005659700	36.72	1.89% 0.68		24/04/26 17:35:23	33,372 1,223,601.60
ENERGIEKONTOR AG DE0005313506	63.40	0.79% 0.50		24/04/26 17:36:19	5,767 366,209.50
EVOTEC AG DE0005664809	9.235	0.82% 0.08		24/04/26 17:35:46	4,259,285 39,738,804.03
FREENET AG DE000A0Z2ZZ5	27.10	1.19% 0.32		24/04/26 17:35:14	236,735 6,390,646.86
HENSOLDT AG NPV DE000HAG0005	38.28	1.54% 0.58		24/04/26 17:35:23	173,005 6,549,482.18
INFINEON TECHNOLOGIES AG DE0006231004	33.03	1.44% 0.47		24/04/26 17:35:07	4,754,203 156,634,079.32
JENOPTIK AG DE000A2NB601	25.40	2.75% 0.68		24/04/26 17:35:11	131,006 3,328,450.58
KONTRON AG AT0000A0E9W5	19.08	0.05% 0.01		24/04/26 17:35:25	71,335 1,361,161.70
MORPHOSYS AG DE0006632003	67.85	0.15% 0.10		24/04/26 17:36:24	39,191 2,656,473.05
NAGARRO SE DE000A3H2200	71.65	2.43% 1.70		24/04/26 17:35:01	14,294 1,028,314.65
NEMETSCHEK SE DE0006452907	82.80	1.91% 1.55		24/04/26 17:35:23	82,575 6,831,841.85
NORDEX SE DE000A0D6554	12.76	3.07% 0.38		24/04/26 17:40:35	261,607 3,327,288.21
PNE AG DE000A0JBPG2	13.40	1.21% 0.16		24/04/26 17:35:15	41,364 553,119.64
QIAGEN NV NL0015001WM6	38.76	2.16% 0.82		24/04/26 17:35:19	834,392 32,253,852.18
SAP SE DE0007164600	174.00	2.23% 3.80		24/04/26 17:44:39	1,498,070 260,589,612.38
SARTORIUS AG VZ DE0007165631	290.20	2.87% 8.10		24/04/26 17:35:17	78,553 22,736,738.60
SIEMENS HEALTHINEERS AG DE000SHL1006	52.94	1.22% 0.64		24/04/26 17:35:11	700,939 37,014,772.84

## TECDAX PERFORMANCE INDEX

SILTRONIC AG DE000WAF3001	76.05	-0.91% -0.70		24/04/26 17:35:26	251,843 18,742,819.50
SMA SOLAR TECHNOLOGY AG DE000A0DJ6J9	50.85	6.47% 3.09	■	24/04/26 17:35:05	131,553 6,632,143.66
SUESS MICROTEC SE DE000A1K0235	47.90	4.36% 2.00	■	24/04/26 17:35:03	97,300 4,592,479.75
TEAMVIEWER AG DE000A2YN900	12.61	2.02% 0.25	■	24/04/26 17:35:05	327,200 4,111,118.36
UNITED INTERNET AG DE0005089031	22.90	3.15% 0.70	■	24/04/26 17:35:14	143,162 3,253,560.66