

TECDAX PERFORMANCE INDEX

ISIN: DE0007203275 WKN: -

Overview

2024/04/26 17:50:00

Price

3,322.49 EURDifference  1.71% (55.73)

General attributes

ISIN DE0007203275

Symbol -

Country Germany

Instruments in index 30

Type of index Performance Index





Security type Index

Top 5

Name 	Price	+ - (%) 	Trend 
SMA SOLAR ...	50.85	+6.47 	
AIXTRON SE	22.82	+4.78 	
SUESS MICR...	47.90	+4.36 	
ATOSS SOFT...	256.00	+4.28 	
UNITED INT...	22.90	+3.15 	

Intraday **1w** 1m 6m 1y 3y

Flop 5

Name 	Price	+ - (%) 	Trend 
SILTRONIC ...	76.05	-0.91 	

Intraday **1w** 1m 6m 1y 3y

More information on countries & regions

[➤ Markets by Region](#)

5y

Information about previous performance does not guarantee future performance.
Source: FactSet

Recent research

on market		
Date	Headline	Download
2024/04/26	 Week Ahead	
2024/04/26	 Wochenausblick	
2024/04/26	 Global Equity Ratings	
2024/04/26	 Aktienempfehlungen Global	
2024/04/24	 Credit Markets Weekly	

Details

2024/04/26 17:50:00

Price

3,322.49 EUR

Difference



1.71% (55.73)

General attributes

ISIN DE0007203275

Symbol -

Country Germany

Security type Index

Instruments in index 30

Market data

Open 3,268.94 EUR

High 3,330.38 EUR

Low 3,268.94 EUR

Close (prev. day) 3,266.76 EUR

Trading volume (m) 6,922,391

Volume (pcs) 22,600,583,541

Performance and Risk

	6m	1y	3y
Perf (%)	+17.25%	+2.12%	-6.00%
Perf (abs.)	+488.81	+68.97	-212.30
Beta	-	-	-
Volatility	14.38	14.79	19.70



5y

Information about previous performance does not guarantee future performance.

Source: FactSet

Price data

Ø price 5 days Ø volume 5 days (pcs.)	3,278.67 EUR (9,446,686)
Ø price 30 days Ø volume 30 days (pcs.)	3,356.07 EUR (5,831,538)
Ø price 100 days Ø volume 100 days (pcs.)	3,343.13 EUR (7,433,603)
Ø price 250 days Ø volume 250 days (pcs.)	3,206.65 EUR (9,444,817)
YTD High date	3,490.44 EUR (2024/03/07)
YTD Low date	3,175.55 EUR (2024/04/19)
52 Weeks High date	3,490.44 EUR (2024/03/07)
52 Weeks Low date	2,788.38 EUR (2023/10/30)

Composition

Name  ISIN	Price	Diff %  Diff +/-	Performance 	Date Time	Turnover Pc.  Turnover Money 
1&1 AG DE0005545503	16.88	1.93% 0.32		24/04/26 17:35:26	87,711 1,485,188.20
AIXTRON SE DE000A0WMPJ6	22.82	4.78% 1.04		24/04/26 17:35:08	1,153,782 26,244,176.43
ATOSS SOFTWARE AG DE0005104400	256.00	4.28% 10.50		24/04/26 17:35:02	7,385 1,872,383.00
BECHTLE AG DE0005158703	46.38	1.00% 0.46		24/04/26 17:35:13	113,948 5,284,365.66
CANCOM SE DE0005419105	29.28	0.69% 0.20		24/04/26 17:35:14	44,121 1,291,825.44
CARL ZEISS MEDITEC AG DE0005313704	100.30	1.31% 1.30		24/04/26 17:35:08	89,815 9,009,444.35
COMPUGROUP MEDICAL SE & C... DE000A288904	28.50	2.30% 0.64		24/04/26 17:35:08	85,643 2,426,888.88
DEUTSCHE TELEKOM AG DE0005557508	21.85	0.83% 0.18		24/04/26 17:37:15	7,366,732 160,569,122.15
ECKERT & ZIEGLER SE DE0005659700	36.72	1.89% 0.68		24/04/26 17:35:23	33,372 1,223,601.60
ENERGIEKONTOR AG DE0005313506	63.40	0.79% 0.50		24/04/26 17:36:19	5,767 366,209.50
EVOTEC AG DE0005664809	9.235	0.82% 0.08		24/04/26 17:35:46	4,259,285 39,738,804.03
FREENET AG DE000A0Z2ZZ5	27.10	1.19% 0.32		24/04/26 17:35:14	236,735 6,390,646.86
HENSOLDT AG NPV DE000HAG0005	38.28	1.54% 0.58		24/04/26 17:35:23	173,005 6,549,482.18
INFINEON TECHNOLOGIES AG DE0006231004	33.03	1.44% 0.47		24/04/26 17:35:07	4,754,203 156,634,079.32
JENOPTIK AG DE000A2NB601	25.40	2.75% 0.68		24/04/26 17:35:11	131,006 3,328,450.58
KONTRON AG AT0000A0E9W5	19.08	0.05% 0.01		24/04/26 17:35:25	71,335 1,361,161.70
MORPHOSYS AG DE0006632003	67.85	0.15% 0.10		24/04/26 17:36:24	39,191 2,656,473.05
NAGARRO SE DE000A3H2200	71.65	2.43% 1.70		24/04/26 17:35:01	14,294 1,028,314.65
NEMETSCHEK SE DE0006452907	82.80	1.91% 1.55		24/04/26 17:35:23	82,575 6,831,841.85
NORDEX SE DE000A0D6554	12.76	3.07% 0.38		24/04/26 17:40:35	261,607 3,327,288.21
PNE AG DE000A0JBPG2	13.40	1.21% 0.16		24/04/26 17:35:15	41,364 553,119.64
QIAGEN NV NL0015001WM6	38.76	2.16% 0.82		24/04/26 17:35:19	834,392 32,253,852.18
SAP SE DE0007164600	174.00	2.23% 3.80		24/04/26 17:44:39	1,498,070 260,589,612.38
SARTORIUS AG VZ DE0007165631	290.20	2.87% 8.10		24/04/26 17:35:17	78,553 22,736,738.60
SIEMENS HEALTHINEERS AG DE000SHL1006	52.94	1.22% 0.64		24/04/26 17:35:11	700,939 37,014,772.84

TECDAX PERFORMANCE INDEX

SILTRONIC AG DE000WAF3001	76.05	-0.91% -0.70		24/04/26 17:35:26	251,843 18,742,819.50
SMA SOLAR TECHNOLOGY AG DE000A0DJ6J9	50.85	6.47% 3.09		24/04/26 17:35:05	131,553 6,632,143.66
SUESS MICROTEC SE DE000A1K0235	47.90	4.36% 2.00		24/04/26 17:35:03	97,300 4,592,479.75
TEAMVIEWER AG DE000A2YN900	12.61	2.02% 0.25		24/04/26 17:35:05	327,200 4,111,118.36
UNITED INTERNET AG DE0005089031	22.90	3.15% 0.70		24/04/26 17:35:14	143,162 3,253,560.66