

BONG AB

ISIN: SE0000396061

WKN: 4120584

Overview

2024/05/08 12:59:53

Price
0.84 SEKDifference  -4.11% (-0.04)

General attributes

ISIN	SE0000396061
Symbol	BONG
Exchange	Nasdaq Stockholm
Currency	SEK
Sector	Commerce
Security type	Stock
Market cap (m)	15 EUR
Benchmark	OMX STOCKHOLM 30 INDEX

Market data

Bid (Bid size)	0.838 SEK (714)
Ask (Ask size)	0.84 SEK (24,185)
Open	0.876 SEK
High	0.876 SEK
Low	0.836 SEK
Close (prev. day)	0.876 SEK
VWAP	0.841638 SEK
Volume (pcs)	48,895
Trading volume	41,151.91
Number of trades	31
Last size	22,674

Futures and Options

Related Futures	-
Related Options	-




5y



Information about previous performance does not guarantee future performance.
Source: FactSet

Recent research

on sector

Date	Headline	Download
2024/04/26	 Global Equity Ratings	
2024/04/26	 Aktienempfehlungen Global	
2024/04/03	 Global Equity Ratings	
2024/04/03	 Aktienempfehlungen Global	
2024/03/13	 Global Equity Ratings	

Details

2024/05/08 12:59:53

Price

0.84 SEK

Difference ▼ -4.11% (-0.04)

General attributes

ISIN	SE0000396061
Symbol	BONG
Exchange	Nasdaq Stockholm
Currency	SEK
Sector	Commerce
Security type	Stock
Market cap (m)	15 EUR
Benchmark	OMX STOCKHOLM 30 INDEX

Market data

Bid (Bid size)	0.838 SEK (714)
Ask (Ask size)	0.84 SEK (24,185)
Open	0.876 SEK
High	0.876 SEK
Low	0.836 SEK
Close (prev. day)	0.876 SEK
VWAP	0.841638 SEK
Volume (pcs)	48,895
Trading volume	41,151.91
Number of trades	31
Last size	22,674

Performance and Risk

	6m	1y	3y
Perf (%)	-11.76%	-21.86%	+5.53%
Perf (abs.)	-0.11	-0.24	+0.04
Beta	-0.37	-0.11	0.10
Volatility	40.19	45.38	52.47

5y



Information about previous performance does not guarantee future performance.
Source: FactSet

Price data

Ø price 5 days Ø volume 5 days (pcs.)	0.85 SEK (107,138)
Ø price 30 days Ø volume 30 days (pcs.)	0.85 SEK (46,058)
Ø price 100 days Ø volume 100 days (pcs.)	0.88 SEK (101,209)
Ø price 250 days Ø volume 250 days (pcs.)	0.94 SEK (107,877)
YTD High date	0.99 SEK (2024/01/03)
YTD Low date	0.80 SEK (2024/04/05)
52 Weeks High date	1.21 SEK (2023/06/07)
52 Weeks Low date	0.80 SEK (2024/04/05)

Arbitrage views

Exchange ⊕	Date	Time	Price	Trading volume (mio.)	Number of trades
Nasdaq Stockholm	2024/05/08	12:59	0.84 SEK	0.04	31
London Stock Exchange	2018/05/21	17:59	1.16 SEK	0.00	1
Frankfurt	2024/05/08	08:12	0.0598 EUR	0.00	2

Company profile

Company Logo

Contact Details

BONG LJUNGAHL

--

Telefon: -

Fax: -

E-mail: -

Company Profile

-