

BONG AB

ISIN: SE0000396061

WKN: 4120584

Overview

2024/04/25 15:59:52

Price
0.86 SEKDifference  -0.69% (-0.01)

General attributes

ISIN	SE0000396061
Symbol	BONG
Exchange	Nasdaq Stockholm
Currency	SEK
Sector	Commerce
Security type	Stock
Market cap (m)	16 EUR
Benchmark	OMX STOCKHOLM 30 INDEX

Market data

Bid (Bid size)	0.83 SEK (3,900)
Ask (Ask size)	0.852 SEK (10,857)
Open	0.834 SEK
High	0.868 SEK
Low	0.83 SEK
Close (prev. day)	0.866 SEK
VWAP	0.837505 SEK
Volume (pcs)	37,077
Trading volume	31,052.18
Number of trades	21
Last size	100

Futures and Options











Related Futures	-
Related Options	-

5y



Information about previous performance does not guarantee future performance.
Source: FactSet

Recent research

on sector			
Date		Headline	Download
2024/04/03		Global Equity Ratings	
2024/04/03		Aktienempfehlungen Global	
2024/03/13		Global Equity Ratings	
2024/03/13		Aktienempfehlungen Global	
2024/02/22		Aktienempfehlungen Global	

Details

2024/04/25 15:59:52

Price

0.86 SEK

Difference ▼ -0.69% (-0.01)

General attributes

ISIN	SE0000396061
Symbol	BONG
Exchange	Nasdaq Stockholm
Currency	SEK
Sector	Commerce
Security type	Stock
Market cap (m)	16 EUR
Benchmark	OMX STOCKHOLM 30 INDEX

Market data

Bid (Bid size)	0.83 SEK (3,900)
Ask (Ask size)	0.852 SEK (10,857)
Open	0.834 SEK
High	0.868 SEK
Low	0.83 SEK
Close (prev. day)	0.866 SEK
VWAP	0.837505 SEK
Volume (pcs)	37,077
Trading volume	31,052.18
Number of trades	21
Last size	100

Performance and Risk

	6m	1y	3y
Perf (%)	-0.92%	-14.26%	+17.03%
Perf (abs.)	-0.01	-0.14	+0.13
Beta	-0.47	-0.17	0.13
Volatility	42.87	45.38	53.28

5y



Information about previous performance does not guarantee future performance.
Source: FactSet

Price data

Ø price 5 days Ø volume 5 days (pcs.)	0.87 SEK (31,175)
Ø price 30 days Ø volume 30 days (pcs.)	0.86 SEK (59,749)
Ø price 100 days Ø volume 100 days (pcs.)	0.88 SEK (101,263)
Ø price 250 days Ø volume 250 days (pcs.)	0.95 SEK (120,242)
YTD High date	0.99 SEK (2024/01/03)
YTD Low date	0.80 SEK (2024/04/05)
52 Weeks High date	1.21 SEK (2023/06/07)
52 Weeks Low date	0.80 SEK (2024/04/05)

Arbitrage views

Exchange	Date	Time	Price	Trading volume (mio.)	Number of trades
Nasdaq Stockholm	2024/04/25	15:59	0.86 SEK	0.03	21
London Stock Exchange	2018/05/21	17:59	1.16 SEK	0.00	1
Frankfurt	2024/04/25	09:20	0.0618 EUR	0.00	2

Company profile

Company Logo

Contact Details

BONG LJUNGAHL

--

Telefon: -

Fax: -

E-mail: -

Company Profile

-