

BEIJER ALMA AB SER. B

ISIN: **SE0011090547** WKN:
7121119

Overview

2022/10/06 17:29:48

Price

148.00 SEK

Difference  -3.01% (-4.60)

General attributes

ISIN	SE0011090547
Symbol	BEIA B
Exchange	Nasdaq Stockholm
Currency	SEK
Sector	Industry
Security type	Stock
Market cap (m)	734 EUR
Benchmark	OMX STOCKHOLM 30 INDEX

Market data

Bid (Bid size)	148.00 SEK (154)
Ask (Ask size)	148.60 SEK (28)
Open	154.00 SEK
High	154.00 SEK
Low	147.20 SEK
Close (prev. day)	152.60 SEK
VWAP	149.296048 SEK
Volume (pcs)	25,153
Trading volume	3,744,004.00
Number of trades	415
Last size	93

Futures and Options











Related Futures	-
Related Options	-

5y



Information about previous performance does not guarantee future performance.
Source: FactSet

Recent research

on sector			
Date		Headline	Download
2022/10/05		Global Equity Ratings	
2022/10/05		Aktienempfehlungen Global	
2022/09/30		Equity Weekly	
2022/09/26		Global Equity Ratings	
2022/09/26		Aktienempfehlungen Global	

Details

2022/10/06 17:29:48

Price

148.00 SEK

Difference  -3.01% (-4.60)

General attributes

ISIN	SE0011090547
Symbol	BEIA B
Exchange	Nasdaq Stockholm
Currency	SEK
Sector	Industry
Security type	Stock
Market cap (m)	734 EUR
Benchmark	OMX STOCKHOLM 30 INDEX

Market data

Bid (Bid size)	148.00 SEK (154)
Ask (Ask size)	148.60 SEK (28)
Open	154.00 SEK
High	154.00 SEK
Low	147.20 SEK
Close (prev. day)	152.60 SEK
VWAP	149.296048 SEK
Volume (pcs)	25,153
Trading volume	3,744,004.00
Number of trades	415
Last size	93

Performance and Risk

	6m	1y	3y
Perf (%)	-32.88%	-25.10%	+21.31%
Perf (abs.)	-72.50	-49.60	+26.00
Beta	1.30	1.42	0.96
Volatility	38.58	42.55	37.02

5y



Information about previous performance does not guarantee future performance.

Source: FactSet

Price data

Ø price 5 days Ø volume 5 days (pcs.)	150.32 SEK (21,626)
Ø price 30 days Ø volume 30 days (pcs.)	152.51 SEK (22,328)
Ø price 100 days Ø volume 100 days (pcs.)	176.27 SEK (31,189)
Ø price 250 days Ø volume 250 days (pcs.)	209.29 SEK (52,661)
YTD High date	284.50 SEK (2022/01/04)
YTD Low date	136.40 SEK (2022/09/28)
52 Weeks High date	284.50 SEK (2022/01/04)
52 Weeks Low date	136.40 SEK (2022/09/28)

Arbitrage views

Exchange 	Date	Time	Price	Trading volume (mio.)	Number of trades
Nasdaq Stockholm	2022/10/06	17:29	148.00 SEK	3.74	415
London Stock Exchange	2021/09/20	13:03	212.00 SEK	9.61	1
Frankfurt	2022/10/06	08:10	13.94 EUR	0.00	1

Company profile

Company Logo



Company Profile

-

Contact Details

BEIJER ALMA

--

Telefon: -

Fax: -

E-mail: -