

HUFVUDSTADEN AB SER. A

ISIN: **SE0000170375** WKN:
4449137

Overview

2022/08/18 17:29:46

Price
135.10 SEK

Difference  **0.52% (0.70)**

General attributes

ISIN	SE0000170375
Symbol	HUFV A
Exchange	Nasdaq Stockholm
Currency	SEK
Sector	Other
Security type	Stock
Market cap (m)	2,478 EUR
Benchmark	OMX STOCKHOLM 30 INDEX

Market data

Bid (Bid size)	135.50 SEK (152)
Ask (Ask size)	135.70 SEK (206)
Open	133.10 SEK
High	135.80 SEK
Low	133.10 SEK
Close (prev. day)	134.40 SEK
VWAP	134.889211 SEK
Volume (pcs)	194,225
Trading volume	26,198,857.10
Number of trades	762
Last size	218

Futures and Options











Related Futures	-
Related Options	-

5y



Information about previous performance does not guarantee future performance.
Source: FactSet

Recent research

on sector			
Date		Headline	Download
2022/08/18		Global Equity Ratings	
2022/08/18		Aktienempfehlungen Global	
2022/08/12		Equity Weekly	
2022/08/08		Global Equity Ratings	
2022/08/08		Aktienempfehlungen Global	

Details

2022/08/18 17:29:46

Price

135.10 SEK

Difference ▲ 0.52% (0.70)

General attributes

ISIN	SE0000170375
Symbol	HUFV A
Exchange	Nasdaq Stockholm
Currency	SEK
Sector	Other
Security type	Stock
Market cap (m)	2,478 EUR
Benchmark	OMX STOCKHOLM 30 INDEX

Market data

Bid (Bid size)	135.50 SEK (152)
Ask (Ask size)	135.70 SEK (206)
Open	133.10 SEK
High	135.80 SEK
Low	133.10 SEK
Close (prev. day)	134.40 SEK
VWAP	134.889211 SEK
Volume (pcs)	194,225
Trading volume	26,198,857.10
Number of trades	762
Last size	218

Performance and Risk

	6m	1y	3y
Perf (%)	+5.96%	-15.90%	-23.76%
Perf (abs.)	+7.60	-25.55	-42.10
Beta	0.85	0.85	0.84
Volatility	36.05	30.91	33.57

5y



Information about previous performance does not guarantee future performance.

Source: FactSet

Price data

Ø price 5 days Ø volume 5 days (pcs.)	138.02 SEK (369,193)
Ø price 30 days Ø volume 30 days (pcs.)	132.99 SEK (224,297)
Ø price 100 days Ø volume 100 days (pcs.)	127.45 SEK (356,778)
Ø price 250 days Ø volume 250 days (pcs.)	132.11 SEK (407,341)
YTD High date	143.10 SEK (2022/08/15)
YTD Low date	110.80 SEK (2022/06/16)
52 Weeks High date	160.15 SEK (2021/08/19)
52 Weeks Low date	110.80 SEK (2022/06/16)

Arbitrage views

Exchange ⊕	Date	Time	Price	Trading volume (mio.)	Number of trades
Nasdaq Stockholm	2022/08/18	17:29	135.10 SEK	26.20	762
Munich	2022/08/18	08:08	12.78 EUR	0.00	1
London Stock Exchange European Trade Reporting	2022/08/18	17:25	134.25 SEK	0.00	2
Frankfurt	2022/08/18	08:24	12.45 EUR	0.00	1
FINRA other OTC Issues	2022/	15:33	12.89 USD	0.08	1

	05/03					
Berlin	2022/ 08/18	21:34	12.76 EUR	0.00		15

Company profile

Company Logo

HUFVUDSTADEN

Contact Details

HUFVUDSTADEN AB

--

Regeringsgatan 38 - 111 77 Stockholm

Telefon: 46-31-710-21-00

Fax: -

E-mail: info@hufvudstaden.se

Company Profile

-

Members of Management Board

Ivo Stopner Chairman of Managing Board

Anders Nygren Member of Executive Committee

Bo Wikare Member of Executive Committee

Christine Lindgren Member of Executive Committee

Fredrik Ottosson Member of Executive Committee

John Lethenström Member of Executive Committee

Mattias Nygårds Member of Executive Committee

Åsa Roslund Member of Executive Committee

Board of directors

Lars Fredrik Elis Lundberg Chairman of Supervisory Board

Claes Gösta Boustedt Member of Supervisory Board

Eva Louise Katarina Lindh Member of Supervisory Board

Fredrik Persson Member of Supervisory Board

Katarina Ljungqvist Member of Supervisory Board

Liv Eva Violet Forhaug Member of Supervisory Board

Peter Arvid Nils Egardt Member of Supervisory Board

Sten Algot Magnus Peterson Member of Supervisory Board