

## KINNEVIK AB CLASS 'B'

ISIN: **SE0015810247** WKN:  
**4494342**

## Overview

2022/08/12 17:29:46

## Price

180.30 SEK

Difference  -2.04% (-3.75)

## General attributes

ISIN	SE0015810247
Symbol	KINV B
Exchange	Nasdaq Stockholm
Currency	SEK
Sector	Financial
Security type	Stock
Market cap (m)	4,144 EUR
Benchmark	OMX STOCKHOLM 30 INDEX

## Market data

Bid (Bid size)	180.60 SEK (2,236)
Ask (Ask size)	180.75 SEK (813)
Open	184.05 SEK
High	184.90 SEK
Low	180.30 SEK
Close (prev. day)	184.05 SEK
VWAP	181.523724 SEK
Volume (pcs)	514,608
Trading volume	93,430,988.49
Number of trades	2,984
Last size	56

## Futures and Options

Related Futures	18
Related Options	-




5y



Information about previous performance does not guarantee future performance.

Source: FactSet

## Recent research

on sector			
Date		Headline	Download
2022/08/08		Global Equity Ratings	
2022/08/08		Aktienempfehlungen Global	
2022/08/08		Aktienempfehlungen Österreich	
2022/08/05		Equity Weekly	
2022/07/25		Aktienempfehlungen Österreich	

## Details

2022/08/12 17:29:46

## Price

180.30 SEK

Difference ▼ -2.04% (-3.75)

## General attributes

ISIN	SE0015810247
Symbol	KINV B
Exchange	Nasdaq Stockholm
Currency	SEK
Sector	Financial
Security type	Stock
Market cap (m)	4,144 EUR
Benchmark	OMX STOCKHOLM 30 INDEX

## Market data

Bid (Bid size)	180.60 SEK (2,236)
Ask (Ask size)	180.75 SEK (813)
Open	184.05 SEK
High	184.90 SEK
Low	180.30 SEK
Close (prev. day)	184.05 SEK
VWAP	181.523724 SEK
Volume (pcs)	514,608
Trading volume	93,430,988.49
Number of trades	2,984
Last size	56

## Performance and Risk

	6m	1y	3y
Perf (%)	-30.53%	-50.97%	+46.11%
Perf (abs.)	-79.25	-187.40	+56.90
Beta	1.02	1.10	0.98
Volatility	50.69	44.48	43.45



Information about previous performance does not guarantee future performance.  
Source: FactSet

## Price data

Ø price 5 days   Ø volume 5 days (pcs.)	181.08 SEK (540,267)
Ø price 30 days   Ø volume 30 days (pcs.)	170.86 SEK (845,153)
Ø price 100 days   Ø volume 100 days (pcs.)	189.65 SEK (965,975)
Ø price 250 days   Ø volume 250 days (pcs.)	258.45 SEK (835,239)
YTD High   date	329.10 SEK (2022/01/03)
YTD Low   date	150.75 SEK (2022/07/11)
52 Weeks High   date	381.60 SEK (2021/11/16)
52 Weeks Low   date	150.75 SEK (2022/07/11)

## Arbitrage views

Exchange	Date	Time	Price	Trading volume (mio.)	Number of trades
Tradegate	2022/08/12	22:27	17.365 EUR	0.00	1
Stuttgart	2022/08/12	14:30	17.345 EUR	0.00	4
Nasdaq Stockholm	2022/08/12	17:29	180.30 SEK	93.43	2,984
Munich	2022/08/12	08:05	17.72 EUR	0.00	1
London Stock	2022/08/12	15:50	179.20 SEK	15.23	1

Exchange	01					
Hanover	2022/08/12	08:18	17.665	EUR	0.00	1
Frankfurt	2022/08/12	08:01	17.66	EUR	0.00	1
FINRA other OTC Issues	2022/07/19	20:35	15.675	USD	0.02	3
Duesseldorf	2022/08/12	21:00	17.25	EUR	0.00	10
Berlin	2022/08/12	21:34	17.33	EUR	0.00	15

## Company profile

### Company Logo



KINNEVIK

### Contact Details

KINNEVIK AB

--

Skeppsbron 18 - 103 13 Stockholm

Telefon: 46-8-562-000-00

Fax: -

E-mail: [info@kinnevik.com](mailto:info@kinnevik.com)

### Company Profile

-

#### Members of Management Board

Georgi Ganev	Chairman of Managing Board
Akhil Chainwala	Member of Executive Committee
Andreas Bernström	Member of Executive Committee
Anna Stenberg	Member of Executive Committee
Erika Söderberg Johnson	Member of Executive Committee
Magnus Jakobson	Member of Executive Committee
Mathew Joseph	Member of Executive Committee
Mattias Andersson	Member of Executive Committee
Natalie Tydeman	Member of Executive Committee
Samuel Sjöström	Member of Executive Committee
Tim He	Member of Executive Committee
Torun Litzén	Member of Executive Committee

#### Board of directors

James Anderson	Chairman of Supervisory Board
Brian McBride	Member of Supervisory Board
Charlotte Strömberg	Member of Supervisory Board
Lena Charlotte Strömberg	Member of Supervisory Board
Margaretha Cecilia Qvist	Member of Supervisory Board
Olof Harald Mix	Member of Supervisory Board
Susanna Margareta Campbell	Member of Supervisory Board