

ELEKTA AB SER. B

ISIN: SE0000163628 WKN: 4282495

Overview

2024/07/26 18:00:00

Price

66.85 SEK

Difference  -0.67% (-0.45)

General attributes

ISIN	SE0000163628
Symbol	EKTA B
Exchange	Nasdaq Stockholm
Currency	SEK
Sector	Other
Security type	Stock
Market cap (m)	2,098 EUR
Benchmark	OMX STOCKHOLM 30 INDEX

Market data

Bid (Bid size)	66.80 SEK (5,913)
Ask (Ask size)	66.90 SEK (2,936)
Open	67.10 SEK
High	67.40 SEK
Low	66.40 SEK
Close (prev. day)	67.30 SEK
VWAP	66.9692 SEK
Volume (pcs)	1,141,653
Trading volume	76,455,900.56
Number of trades	1,972
Last size	-

Futures and Options











Related Futures	38
Related Options	-

5y



Information about previous performance does not guarantee future performance.
Source: FactSet

Recent research

on sector			
Date		Headline	Download
2024/07/26		Equity Weekly	
2024/07/24		Global Equity Ratings	
2024/07/24		Aktienempfehlungen Global	
2024/07/15		Aktienempfehlungen Global	
2024/07/12		Global Equity Ratings	

Details

2024/07/26 18:00:00

Price

66.85 SEK

Difference ▼ -0.67% (-0.45)

General attributes

ISIN	SE0000163628
Symbol	EKTA B
Exchange	Nasdaq Stockholm
Currency	SEK
Sector	Other
Security type	Stock
Market cap (m)	2,098 EUR
Benchmark	OMX STOCKHOLM 30 INDEX

Market data

Bid (Bid size)	66.80 SEK (5,913)
Ask (Ask size)	66.90 SEK (2,936)
Open	67.10 SEK
High	67.40 SEK
Low	66.40 SEK
Close (prev. day)	67.30 SEK
VWAP	66.9692 SEK
Volume (pcs)	1,141,653
Trading volume	76,455,900.56
Number of trades	1,972
Last size	-

Performance and Risk

	6m	1y	3y
Perf (%)	-15.36%	-21.94%	-47.09%
Perf (abs.)	-12.13	-18.79	-59.50
Beta	0.75	0.77	0.88
Volatility	38.11	32.84	33.92

5y



Information about previous performance does not guarantee future performance.
Source: FactSet

Price data

Ø price 5 days Ø volume 5 days (pcs.)	67.30 SEK (1,054,069)
Ø price 30 days Ø volume 30 days (pcs.)	66.58 SEK (1,048,443)
Ø price 100 days Ø volume 100 days (pcs.)	75.31 SEK (1,163,868)
Ø price 250 days Ø volume 250 days (pcs.)	77.52 SEK (1,221,696)
YTD High date	88.85 SEK (2024/05/28)
YTD Low date	64.00 SEK (2024/06/19)
52 Weeks High date	90.00 SEK (2023/11/23)
52 Weeks Low date	64.00 SEK (2024/06/19)

Arbitrage views

Exchange ⊕	Date	Time	Price	Trading volume (mio.)	Number of trades
Tradegate	2024/07/26	22:26	5.71 EUR	0.03	3
Stuttgart	2024/07/26	13:56	5.71 EUR	0.00	9
Nasdaq Stockholm	2024/07/26	18:00	66.85 SEK	76.46	1,972
Munich	2024/07/26	08:00	5.615 EUR	0.00	2
London Stock Exchange	2024/	17:25	67.05 SEK	0.00	2

European Trade Reporting	07/26					
Hanover	2024/ 07/26	08:01	5.715 EUR	0.00		3
Frankfurt	2024/ 07/26	09:28	5.61 EUR	0.00		2
FINRA other OTC Issues	2024/ 07/17	17:42	6.13 USD	0.00		1
Duesseldorf	2024/ 07/26	19:32	5.665 EUR	0.00		7
Berlin	2024/ 07/26	21:43	5.70 EUR	0.00		17

Company profile

Company Logo



Contact Details

ELEKTA AB

--

Telefon: -

Fax: -

E-mail: -

Company Profile

-

Members of Management Board

Gustaf Salford	Chairman of Managing Board
Andrew Wilson	Member of Executive Committee
Anming Gong	Member of Executive Committee
Habib Nehme	Member of Executive Committee
Johan Adebäck	Member of Executive Committee
John Lapré	Member of Executive Committee
Jonas Bolander	Member of Executive Committee
Karin Svenske Nyberg	Member of Executive Committee
Larry Biscotti	Member of Executive Committee
Lionel Hadjadjeba	Member of Executive Committee
Maurits Wolleswinkel	Member of Executive Committee
Paul Bergström	Member of Executive Committee
Verena Schiller	Member of Executive Committee

Board of directors

Laurent Leksell	Chairman of Supervisory Board
Volker Wetekam	Member of Supervisory Board
Wolfgang Reim	Member of Supervisory Board
Caroline Cooke	Member of Supervisory Board
Cecilia Wikström	Member of Supervisory Board
Jan Joel Aron Secher	Member of Supervisory Board
Jane M. Birgitta Stymne Göransson	Member of Supervisory Board
Tomas Eliasson	Member of Supervisory Board