

VIRBAC S.A.

ISIN:

FR0000031577

WKN: 3157

Overview

2022/04/11 21:15:01

Price

400.00 USD

Difference  -8.14% (-35.44)

General attributes

ISIN FR0000031577

Symbol VIRP

Exchange FINRA other OTC Issues

Currency USD

Sector Chemical / Pharmaceutical / Health

Security type Stock

Market cap (m) 2,398 EUR

Benchmark CAC 40 INDEX

Market data

Bid (Bid size) -

Ask (Ask size) -

Open 400.00 USD

High 400.00 USD

Low 400.00 USD

Close (prev. day) 435.44 USD

VWAP 400.00 USD

Volume (pcs) 1

Trading volume 400.00

Number of trades 1

Last size 1

Futures and Options











Related Futures 0

Related Options -



Information about previous performance does not guarantee future performance.
Source: FactSet

Recent research

on sector		on market	
Date		Headline	Download
2022/10/05		Global Equity Ratings	
2022/10/05		Aktienempfehlungen Global	
2022/09/26		Global Equity Ratings	
2022/09/26		Aktienempfehlungen Global	
2022/09/23		Equity Weekly	

Details

2022/04/11 21:15:01

Price
400.00 USD

Difference  -8.14% (-35.44)

General attributes

ISIN	FR0000031577
Symbol	VIRP
Exchange	FINRA other OTC Issues
Currency	USD
Sector	Chemical / Pharmaceutical / Health
Security type	Stock
Market cap (m)	2,398 EUR
Benchmark	CAC 40 INDEX

Market data

Bid (Bid size)	-
Ask (Ask size)	-
Open	400.00 USD
High	400.00 USD
Low	400.00 USD
Close (prev. day)	435.44 USD
VWAP	400.00 USD
Volume (pcs)	1
Trading volume	400.00
Number of trades	1
Last size	1

Performance and Risk

	6m	1y	3y
Perf (%)	+17.30%	-	+205.34%
Perf (abs.)	+59.00	-	+269.00
Beta	0.88	0.83	0.71
Volatility	372.64	196.04	102.03

5y



Information about previous performance does not guarantee future performance.
Source: FactSet

Price data

Ø price 5 days Ø volume 5 days (pcs.)	364.34 USD (12)
Ø price 30 days Ø volume 30 days (pcs.)	185.48 USD (189)
Ø price 100 days Ø volume 100 days (pcs.)	- USD (191)
Ø price 250 days Ø volume 250 days (pcs.)	- USD (191)
YTD High date	400.00 USD (2022/04/11)
YTD Low date	400.00 USD (2022/04/11)
52 Weeks High date	435.44 USD (2021/10/14)
52 Weeks Low date	321.25 USD (2021/05/19)

Arbitrage views

Exchange 	Date	Time	Price	Trading volume (mio.)	Number of trades
Stuttgart	2022/10/05	11:31	283.00 EUR	0.00	4
Munich	2022/10/05	08:04	281.50 EUR	0.00	1
London Stock Exchange European Trade Reporting	2022/10/05	09:00	285.50 EUR	0.00	1
Frankfurt	2022/10/05	09:16	282.00 EUR	0.00	1
FINRA other OTC Issues	2022/	21:15	400.00 USD	0.00	1

	04/11					
Euronext Paris	2022/ 10/05	11:31	285.50 EUR	0.87		146
Duesseldorf	2022/ 10/05	10:31	279.50 EUR	0.00		4

Company profile

Company Logo



Company Profile

-

Contact Details

VIRBAC

--

Telefon: -

Fax: -

E-mail: -