

WALLENSTAM AB SER. B

ISIN: SE0017780133 WKN: 4936532

Overview

2024/07/26 18:00:00

Price

54.65 SEK

Difference  -0.27% (-0.15)

General attributes

ISIN	SE0017780133
Symbol	WALL B
Exchange	Nasdaq Stockholm
Currency	SEK
Sector	Other
Security type	Stock
Market cap (m)	2,750 EUR
Benchmark	OMX STOCKHOLM 30 INDEX

Market data

Bid (Bid size)	54.75 SEK (470)
Ask (Ask size)	54.85 SEK (261)
Open	55.00 SEK
High	55.25 SEK
Low	54.65 SEK
Close (prev. day)	54.80 SEK
VWAP	54.8369 SEK
Volume (pcs)	151,343
Trading volume	8,299,186.45
Number of trades	715
Last size	-

Futures and Options











Related Futures	-
Related Options	-

5y



Information about previous performance does not guarantee future performance.
Source: FactSet

Recent research

on sector			
Date		Headline	Download
2024/07/26		Equity Weekly	
2024/07/24		Global Equity Ratings	
2024/07/24		Aktienempfehlungen Global	
2024/07/15		Aktienempfehlungen Global	
2024/07/12		Global Equity Ratings	

Details

2024/07/26 18:00:00

Price

54.65 SEK

Difference ▼ -0.27% (-0.15)

General attributes

ISIN	SE0017780133
Symbol	WALL B
Exchange	Nasdaq Stockholm
Currency	SEK
Sector	Other
Security type	Stock
Market cap (m)	2,750 EUR
Benchmark	OMX STOCKHOLM 30 INDEX

Market data

Bid (Bid size)	54.75 SEK (470)
Ask (Ask size)	54.85 SEK (261)
Open	55.00 SEK
High	55.25 SEK
Low	54.65 SEK
Close (prev. day)	54.80 SEK
VWAP	54.8369 SEK
Volume (pcs)	151,343
Trading volume	8,299,186.45
Number of trades	715
Last size	-

Performance and Risk

	6m	1y	3y
Perf (%)	+6.22%	+30.80%	-24.93%
Perf (abs.)	+3.20	+12.87	-18.15
Beta	0.66	1.23	1.16
Volatility	29.16	35.48	39.88

5y



Information about previous performance does not guarantee future performance.
Source: FactSet

Price data

Ø price 5 days Ø volume 5 days (pcs.)	55.01 SEK (192,113)
Ø price 30 days Ø volume 30 days (pcs.)	53.03 SEK (425,926)
Ø price 100 days Ø volume 100 days (pcs.)	50.58 SEK (534,757)
Ø price 250 days Ø volume 250 days (pcs.)	46.47 SEK (555,382)
YTD High date	57.65 SEK (2024/07/16)
YTD Low date	44.60 SEK (2024/02/28)
52 Weeks High date	57.65 SEK (2024/07/16)
52 Weeks Low date	34.10 SEK (2023/10/20)

Arbitrage views

Exchange ⊕	Date	Time	Price	Trading volume (mio.)	Number of trades
Stuttgart	2024/07/26	13:56	4.662 EUR	0.00	9
Nasdaq Stockholm	2024/07/26	18:00	54.65 SEK	8.30	715
Munich	2024/07/26	08:19	4.72 EUR	0.00	1
London Stock Exchange European Trade Reporting	2024/04/30	13:01	49.32 SEK	0.21	1
Hanover	2024/	08:01	4.572 EUR	0.00	3

	07/26					
Frankfurt	2024/ 07/26	08:24	4.572 EUR	0.00		2
Duesseldorf	2024/ 07/26	19:32	4.57 EUR	0.00		7

Company profile

Company Logo



Company Profile

-

Contact Details

WALLENSTAM

--

Kungsportsavenyen 2 401 84 Goteborg

Telefon: +46 31-20 00 00

Fax: +46 31-10 02 00

E-mail: -