

## WALLENSTAM AB SER. B

ISIN: SE0017780133 WKN:  
4936532

## Overview

2022/08/19 17:29:33

Price  
48.78 SEK

Difference  -4.17% (-2.12)

## General attributes

ISIN	SE0017780133
Symbol	WALL B
Exchange	Nasdaq Stockholm
Currency	SEK
Sector	Other
Security type	Stock
Market cap (m)	2,719 EUR
Benchmark	OMX STOCKHOLM 30 INDEX

## Market data

Bid (Bid size)	48.74 SEK (197)
Ask (Ask size)	48.84 SEK (667)
Open	50.35 SEK
High	50.60 SEK
Low	48.42 SEK
Close (prev. day)	50.90 SEK
VWAP	49.207275 SEK
Volume (pcs)	341,888
Trading volume	16,823,913.13
Number of trades	1,246
Last size	197

## Futures and Options









Related Futures	-
Related Options	-

5y



Information about previous performance does not guarantee future performance.  
Source: FactSet

## Recent research

on sector			
Date		Headline	Download
2022/08/19		Equity Weekly	
2022/08/18		Global Equity Ratings	
2022/08/18		Aktienempfehlungen Global	
2022/08/12		Equity Weekly	
2022/08/08		Global Equity Ratings	

## Details

2022/08/19 17:29:33

## Price

48.78 SEK

Difference  -4.17% (-2.12)

## General attributes

ISIN	SE0017780133
Symbol	WALL B
Exchange	Nasdaq Stockholm
Currency	SEK
Sector	Other
Security type	Stock
Market cap (m)	2,719 EUR
Benchmark	OMX STOCKHOLM 30 INDEX

## Market data

Bid (Bid size)	48.74 SEK (197)
Ask (Ask size)	48.84 SEK (667)
Open	50.35 SEK
High	50.60 SEK
Low	48.42 SEK
Close (prev. day)	50.90 SEK
VWAP	49.207275 SEK
Volume (pcs)	341,888
Trading volume	16,823,913.13
Number of trades	1,246
Last size	197

## Performance and Risk

	6m	1y	3y
Perf (%)	-29.96%	-35.00%	-8.31%
Perf (abs.)	-20.87	-26.27	-4.42
Beta	0.90	0.93	0.78
Volatility	51.67	40.81	33.35

5y



Information about previous performance does not guarantee future performance.

Source: FactSet

## Price data

Ø price 5 days   Ø volume 5 days (pcs.)	50.81 SEK (390,504)
Ø price 30 days   Ø volume 30 days (pcs.)	49.84 SEK (469,614)
Ø price 100 days   Ø volume 100 days (pcs.)	52.72 SEK (711,934)
Ø price 250 days   Ø volume 250 days (pcs.)	65.11 SEK (589,496)
YTD High   date	85.30 SEK (2022/01/03)
YTD Low   date	41.85 SEK (2022/07/04)
52 Weeks High   date	85.30 SEK (2022/01/03)
52 Weeks Low   date	41.85 SEK (2022/07/04)

## Arbitrage views

Exchange 	Date	Time	Price	Trading volume (mio.)	Number of trades
Stuttgart	2022/08/19	12:25	4.654 EUR	0.00	7
Nasdaq Stockholm	2022/08/19	17:29	48.78 SEK	16.82	1,246
Munich	2022/08/19	08:05	4.782 EUR	0.00	1
London Stock Exchange European Trade Reporting	2022/08/04	09:02	51.86 SEK	0.03	1
Hanover	2022/08/09	08:09	4.702 EUR	0.00	1

	08/19					
Frankfurt	2022/ 08/19	08:12	4.702	EUR	0.00	1

## Company profile

### Company Logo



### Company Profile

-

### Contact Details

WALLENSTAM

--

Kungsportsavenyen 2 401 84 Goteborg

Telefon: +46 31-20 00 00

Fax: +46 31-10 02 00

E-mail: -