

INVESTMENT AB LATOUR SER. B

ISIN: SE0010100958 WKN: 5573068

Overview

2022/10/05 11:36:24

Price

191.65 SEK

Difference  -1.84% (-3.60)

General attributes

ISIN	SE0010100958
Symbol	LATO B
Exchange	Nasdaq Stockholm
Currency	SEK
Sector	Financial
Security type	Stock
Market cap (m)	10,686 EUR
Benchmark	OMX STOCKHOLM 30 INDEX

Market data

Bid (Bid size)	191.65 SEK (2)
Ask (Ask size)	191.80 SEK (57)
Open	195.25 SEK
High	195.60 SEK
Low	191.65 SEK
Close (prev. day)	195.25 SEK
VWAP	193.801775 SEK
Volume (pcs)	65,222
Trading volume	12,640,067.28
Number of trades	736
Last size	1

Futures and Options

Related Futures	-
Related Options	-











5y



Information about previous performance does not guarantee future performance.

Source: FactSet

Recent research

on sector			
Date		Headline	Download
2022/10/05		Global Equity Ratings	
2022/10/05		Aktienempfehlungen Global	
2022/09/30		Equity Weekly	
2022/09/26		Global Equity Ratings	
2022/09/26		Aktienempfehlungen Global	

Details

2022/10/05 11:36:24

Price

191.65 SEK

Difference ▼ -1.84% (-3.60)

General attributes

ISIN	SE0010100958
Symbol	LATO B
Exchange	Nasdaq Stockholm
Currency	SEK
Sector	Financial
Security type	Stock
Market cap (m)	10,686 EUR
Benchmark	OMX STOCKHOLM 30 INDEX

Market data

Bid (Bid size)	191.65 SEK (2)
Ask (Ask size)	191.80 SEK (57)
Open	195.25 SEK
High	195.60 SEK
Low	191.65 SEK
Close (prev. day)	195.25 SEK
VWAP	193.801775 SEK
Volume (pcs)	65,222
Trading volume	12,640,067.28
Number of trades	736
Last size	1

Performance and Risk

	6m	1y	3y
Perf (%)	-35.82%	-25.79%	+56.58%
Perf (abs.)	-108.95	-67.85	+70.55
Beta	1.51	1.38	1.06
Volatility	40.46	37.71	34.03

5y



Information about previous performance does not guarantee future performance.

Source: FactSet

Price data

Ø price 5 days Ø volume 5 days (pcs.)	186.78 SEK (335,286)
Ø price 30 days Ø volume 30 days (pcs.)	199.15 SEK (264,067)
Ø price 100 days Ø volume 100 days (pcs.)	218.63 SEK (226,502)
Ø price 250 days Ø volume 250 days (pcs.)	267.25 SEK (263,408)
YTD High date	372.40 SEK (2022/01/03)
YTD Low date	177.50 SEK (2022/09/28)
52 Weeks High date	373.40 SEK (2021/12/30)
52 Weeks Low date	177.50 SEK (2022/09/28)

Arbitrage views

Exchange	Date	Time	Price	Trading volume (mio.)	Number of trades
Tradegate	2022/10/04	22:02	18.01 EUR	0.00	1
Stuttgart	2022/10/05	09:27	17.67 EUR	0.00	3
Nasdaq Stockholm	2022/10/05	11:36	191.65 SEK	12.64	736
Munich	2022/10/05	08:00	17.63 EUR	0.00	1
London Stock Exchange	2022/10/05	09:00	195.15 SEK	0.00	1

European Trade Reporting	10/05					
Hanover	2022/ 10/05	08:01	17.89 EUR	0.00		1
Frankfurt	2022/ 10/05	08:03	17.63 EUR	0.00		1
FINRA other OTC Issues	2022/ 06/15	21:57	21.19 USD	0.01		1
Duesseldorf	2022/ 10/05	10:30	17.825 EUR	0.00		4
Berlin	2022/ 10/05	10:59	17.74 EUR	0.00		4

Company profile

Company Logo



Company Profile

-

Contact Details

INVESTMENT AB LATOUR

--

Box 336, J A Wettergrens Gata 7 401 25
Göteborg

Telefon: +46 31 89 17 90

Fax: +46 31 45 60 63

E-mail: -