

## INVESTMENT AB LATOUR SER. B

ISIN: SE0010100958 WKN: 5573068

## Overview

2022/08/19 17:29:46

Price  
233.30 SEKDifference  -3.79% (-9.20)

## General attributes

ISIN	SE0010100958
Symbol	LATO B
Exchange	Nasdaq Stockholm
Currency	SEK
Sector	Financial
Security type	Stock
Market cap (m)	13,033 EUR
Benchmark	OMX STOCKHOLM 30 INDEX

## Market data

Bid (Bid size)	233.40 SEK (17)
Ask (Ask size)	233.70 SEK (348)
Open	240.10 SEK
High	240.80 SEK
Low	233.20 SEK
Close (prev. day)	242.50 SEK
VWAP	235.802708 SEK
Volume (pcs)	168,630
Trading volume	39,764,590.55
Number of trades	1,944
Last size	218

## Futures and Options











Related Futures	-
Related Options	-

5y



Information about previous performance does not guarantee future performance.  
Source: FactSet

## Recent research

on sector			
Date		Headline	Download
2022/08/19		Equity Weekly	
2022/08/18		Global Equity Ratings	
2022/08/18		Aktienempfehlungen Global	
2022/08/08		Global Equity Ratings	
2022/08/08		Aktienempfehlungen Global	

## Details

2022/08/19 17:29:46

## Price

233.30 SEK

Difference ▼ -3.79% (-9.20)

## General attributes

ISIN	SE0010100958
Symbol	LATO B
Exchange	Nasdaq Stockholm
Currency	SEK
Sector	Financial
Security type	Stock
Market cap (m)	13,033 EUR
Benchmark	OMX STOCKHOLM 30 INDEX

## Market data

Bid (Bid size)	233.40 SEK (17)
Ask (Ask size)	233.70 SEK (348)
Open	240.10 SEK
High	240.80 SEK
Low	233.20 SEK
Close (prev. day)	242.50 SEK
VWAP	235.802708 SEK
Volume (pcs)	168,630
Trading volume	39,764,590.55
Number of trades	1,944
Last size	218

## Performance and Risk

	6m	1y	3y
Perf (%)	-10.20%	-23.48%	+79.74%
Perf (abs.)	-26.50	-71.60	+103.50
Beta	0.91	0.99	0.79
Volatility	40.27	36.12	33.28

5y



Information about previous performance does not guarantee future performance.  
Source: FactSet

## Price data

Ø price 5 days   Ø volume 5 days (pcs.)	240.28 SEK (165,336)
Ø price 30 days   Ø volume 30 days (pcs.)	235.20 SEK (167,351)
Ø price 100 days   Ø volume 100 days (pcs.)	241.08 SEK (228,744)
Ø price 250 days   Ø volume 250 days (pcs.)	278.48 SEK (270,247)
YTD High   date	372.40 SEK (2022/01/03)
YTD Low   date	194.05 SEK (2022/06/23)
52 Weeks High   date	373.40 SEK (2021/12/30)
52 Weeks Low   date	194.05 SEK (2022/06/23)

## Arbitrage views

Exchange	Date	Time	Price	Trading volume (mio.)	Number of trades
Tradegate	2022/08/19	22:02	21.94 EUR	0.00	1
Stuttgart	2022/08/19	12:25	22.14 EUR	0.00	7
Nasdaq Stockholm	2022/08/19	17:29	233.30 SEK	39.76	1,944
Munich	2022/08/19	08:00	22.37 EUR	0.00	1
London Stock Exchange	2022/	17:30	235.75 SEK	0.00	2

European Trade Reporting	08/19					
Hanover	2022/ 08/19	08:09	22.72 EUR	0.00		1
Frankfurt	2022/ 08/19	15:15	22.30 EUR	0.00		4
FINRA other OTC Issues	2022/ 06/15	21:57	21.19 USD	0.01		1
Duesseldorf	2022/ 08/19	21:00	21.82 EUR	0.00		10
Berlin	2022/ 08/19	21:34	22.73 EUR	0.00		15

## Company profile

### Company Logo



### Company Profile

-

### Contact Details

INVESTMENT AB LATOUR

--

Box 336, J A Wettergrens Gata 7 401 25  
Göteborg

Telefon: +46 31 89 17 90

Fax: +46 31 45 60 63

E-mail: -