

TYLER TECHNOLOGIES INC.

ISIN: **US9022521051** WKN: **902252105**

Overview

2024/07/26 15:40:30

Price
528.80 EUR

Difference  1.85% (9.60)

General attributes

ISIN	US9022521051
Symbol	TYL
Exchange	Frankfurt
Currency	EUR
Sector	Software
Security type	Stock
Market cap (m)	23,110 EUR
Benchmark	S&P 500

Market data

Bid (Bid size)	-
Ask (Ask size)	-
Open	518.20 EUR
High	528.80 EUR
Low	518.20 EUR
Close (prev. day)	519.20 EUR
VWAP	528.80 EUR
Volume (pcs)	2
Trading volume	1,057.60
Number of trades	1
Last size	2

Futures and Options











Related Futures	-
Related Options	-

5y



Information about previous performance does not guarantee future performance.
Source: FactSet

Recent research

on sector		on market	
Date		Headline	Download
2024/07/26		Equity Weekly	
2024/07/24		Global Equity Ratings	
2024/07/24		Aktienempfehlungen Global	
2024/07/15		Aktienempfehlungen Global	
2024/07/12		Global Equity Ratings	

Details

2024/07/26 15:40:30

Price

528.80 EUR

Difference ▲ 1.85% (9.60)

General attributes

ISIN	US9022521051
Symbol	TYL
Exchange	Frankfurt
Currency	EUR
Sector	Software
Security type	Stock
Market cap (m)	23,110 EUR
Benchmark	S&P 500

Market data

Bid (Bid size)	-
Ask (Ask size)	-
Open	518.20 EUR
High	528.80 EUR
Low	518.20 EUR
Close (prev. day)	519.20 EUR
VWAP	528.80 EUR
Volume (pcs)	2
Trading volume	1,057.60
Number of trades	1
Last size	2

Performance and Risk

	6m	1y	3y
Perf (%)	+34.01%	+44.40%	+26.21%
Perf (abs.)	+134.20	+162.60	+109.80
Beta	0.69	1.05	1.27
Volatility	25.89	25.14	31.21

5y



Information about previous performance does not guarantee future performance.
Source: FactSet

Price data

Ø price 5 days Ø volume 5 days (pcs.)	498.08 EUR (0)
Ø price 30 days Ø volume 30 days (pcs.)	470.03 EUR (2)
Ø price 100 days Ø volume 100 days (pcs.)	431.14 EUR (1)
Ø price 250 days Ø volume 250 days (pcs.)	396.54 EUR (2)
YTD High date	528.80 EUR (2024/07/26)
YTD Low date	362.60 EUR (2024/01/08)
52 Weeks High date	528.80 EUR (2024/07/26)
52 Weeks Low date	339.40 EUR (2023/08/21)

All listings for TYLER TECHNOLOGIES INC.

Exchange	Date	Time	Price	Trading volume (mio.)	Number of trades
Tradegate	2024/07/26	22:26	544.20 EUR	0.11	36
Stuttgart	2024/07/26	16:06	533.20 EUR	0.00	6
NYSE	2024/07/26	22:00	590.65 USD	343.70	18,961
Munich	2024/07/26	08:02	517.40 EUR	0.00	1
Frankfurt	2024/07/26	15:40	528.80 EUR	0.00	1

	26								
Duesseldorf	2024/07/26	08:11	517.80	EUR	0.00				3

Company profile

Company Logo



Contact Details

TYLER TECHNOLOGIES INC.

--

5101 Tennyson Parkway - 75024 Plano

Telefon: +1-972-713-3700

Fax: +

E-mail: info@tylerworks.com

Company Profile

-

Members of Management Board

John Marr Chairman of Board of Directors

Andrew Teed Member of Board of Directors

Brenda Cline Member of Board of Directors

Daniel Pope Member of Board of Directors

Glenn Carter Member of Board of Directors

Margot Carter Member of Board of Directors

Mary Landrieu Member of Board of Directors

Ronnie Hawkins Member of Board of Directors

Lynn Moore Jr. Chairman of Managing Board

Abby Diaz Member of Executive Committee

Brian Miller Member of Executive Committee

Jason Durham Member of Executive Committee

Jayne Friedland Holland Member of Executive Committee

John Marr Jr. Member of Executive Committee

Samantha Crosby Member of Executive Committee