

COMET HOLDING AG

ISIN: CH0360826991 WKN: 36082699

Overview

2024/09/16 17:31:44

Price
308.00 CHFDifference  -1.60% (-5.00)

General attributes

ISIN	CH0360826991
Symbol	COTN
Exchange	SIX Swiss Exchange
Currency	CHF
Sector	Technology
Security type	Stock
Market cap (m)	2,544 EUR
Benchmark	SWISS MARKET INDEX

Market data

Bid (Bid size)	307.50 CHF (607)
Ask (Ask size)	308.00 CHF (1,039)
Open	312.50 CHF
High	312.50 CHF
Low	308.00 CHF
Close (prev. day)	313.00 CHF
VWAP	309.182213 CHF
Volume (pcs)	10,946
Trading volume	3,384,308.50
Number of trades	509
Last size	89

Futures and Options










Related Futures	-
Related Options	426

5y



Information about previous performance does not guarantee future performance.
Source: FactSet

Recent research

on sector	on market		
Date		Headline	Download
2024/09/11		Global Equity Ratings	
2024/09/11		Aktienempfehlungen Global	
2024/09/09		Aktienempfehlungen Österreich	
2024/09/06		Equity Weekly	
2024/09/05		Global Equity Ratings	

Details

2024/09/16 17:31:44

Price

308.00 CHF

Difference ▼ -1.60% (-5.00)

General attributes

ISIN	CH0360826991
Symbol	COTN
Exchange	SIX Swiss Exchange
Currency	CHF
Sector	Technology
Security type	Stock
Market cap (m)	2,544 EUR
Benchmark	SWISS MARKET INDEX

Market data

Bid (Bid size)	307.50 CHF (607)
Ask (Ask size)	308.00 CHF (1,039)
Open	312.50 CHF
High	312.50 CHF
Low	308.00 CHF
Close (prev. day)	313.00 CHF
VWAP	309.182213 CHF
Volume (pcs)	10,946
Trading volume	3,384,308.50
Number of trades	509
Last size	89

Performance and Risk

	6m	1y	3y
Perf (%)	-3.51%	+42.72%	-14.09%
Perf (abs.)	-11.20	+92.20	-50.50
Beta	-	-	-
Volatility	35.47	36.19	40.24

5y



Information about previous performance does not guarantee future performance.
Source: FactSet

Price data

Ø price 5 days Ø volume 5 days (pcs.)	309.50 CHF (15,507)
Ø price 30 days Ø volume 30 days (pcs.)	327.83 CHF (18,358)
Ø price 100 days Ø volume 100 days (pcs.)	338.33 CHF (21,598)
Ø price 250 days Ø volume 250 days (pcs.)	290.68 CHF (22,076)
YTD High date	389.00 CHF (2024/07/16)
YTD Low date	243.40 CHF (2024/01/09)
52 Weeks High date	389.00 CHF (2024/07/16)
52 Weeks Low date	170.50 CHF (2023/10/26)

All listings for COMET HOLDING AG

Exchange	Date	Time	Price	Trading volume (mio.)	Number of trades
Stuttgart	2019/06/28	15:53	85.65 EUR	0.00	8
SIX Swiss Exchange	2024/09/16	17:31	308.00 CHF	3.38	509
London Stock Exchange	2024/05/30	17:33	336.556 CHF	3.55	2
Frankfurt	2019/06/28	18:01	82.00 EUR	0.01	11

Company profile

Company Logo



Contact Details

COMET HOLDING AG

- -

Herrengasse 10 - 3175 Flamatt

Telefon: +41-31-744-90-00

Fax: +

E-mail: info@comet-group.com

Company Profile

-

Members of Management Board

Stephan Haferl Chairman of Managing Board

André Grede Member of Executive Committee

Dionys van de Ven Member of Executive Committee

Joeri Durinckx Member of Executive Committee

Meike Boekelmann Member of Executive Committee

Michael Lars Berger Member of Executive Committee

Nicola Rotondo Member of Executive Committee

Robert Leindl Member of Executive Committee

Board of directors

Edeltraud Leibrock Member of the administrative board

Mariel Hoch Member of the administrative board

Gek Lim Loh Member of the administrative board

Heinz Kundert Member of the administrative board

Patrick Jany Member of the administrative board

Sook Wai Lee Member of the administrative board

Paul Boudre Chairman of the administrative board