

NEVADA KING GOLD CORP.

ISIN: CA6413531071 WKN: -

Overview

2024/07/26 21:59:59

Price

0.385 CAD

Difference  8.45% (0.03)

General attributes

ISIN	CA6413531071
Symbol	NKG
Exchange	TSX Venture Exchange
Currency	CAD
Sector	Energy / Commodities
Security type	Stock
Market cap (m)	88 EUR
Benchmark	S&P/TSX 60 INDEX

Market data

Bid (Bid size)	0.375 CAD (20,000)
Ask (Ask size)	0.385 CAD (500)
Open	0.36 CAD
High	0.385 CAD
Low	0.36 CAD
Close (prev. day)	0.355 CAD
VWAP	0.372697 CAD
Volume (pcs)	463,753
Trading volume	172,839.42
Number of trades	123
Last size	1,000

Futures and Options

Related Futures	-
Related Options	-







5y



Information about previous performance does not guarantee future performance.

Source: FactSet

Recent research

on sector	Date	Headline	Download
	2024/07/26	 Equity Weekly	
	2024/07/24	 Global Equity Ratings	
	2024/07/24	 Aktienempfehlungen Global	
	2024/07/15	 Aktienempfehlungen Global	
	2024/07/12	 Equity Weekly	

Details

2024/07/26 21:59:59

Price

0.385 CAD

 Difference ▲ 8.45% (0.03)

General attributes

ISIN	CA6413531071
Symbol	NKG
Exchange	TSX Venture Exchange
Currency	CAD
Sector	Energy / Commodities
Security type	Stock
Market cap (m)	88 EUR
Benchmark	S&P/TSX 60 INDEX

Market data

Bid (Bid size)	0.375 CAD (20,000)
Ask (Ask size)	0.385 CAD (500)
Open	0.36 CAD
High	0.385 CAD
Low	0.36 CAD
Close (prev. day)	0.355 CAD
VWAP	0.372697 CAD
Volume (pcs)	463,753
Trading volume	172,839.42
Number of trades	123
Last size	1,000

Performance and Risk

	6m	1y	3y
Perf (%)	+10.00%	-9.41%	-19.79%
Perf (abs.)	+0.04	-0.04	-0.10
Beta	1.07	0.12	0.72
Volatility	70.19	72.62	76.59

5y



Information about previous performance does not guarantee future performance.
Source: FactSet

Price data

Ø price 5 days Ø volume 5 days (pcs.)	0.327 CAD (483,250)
Ø price 30 days Ø volume 30 days (pcs.)	0.282 CAD (278,964)
Ø price 100 days Ø volume 100 days (pcs.)	0.339 CAD (203,188)
Ø price 250 days Ø volume 250 days (pcs.)	0.366 CAD (169,629)
YTD High date	0.460 CAD (2024/04/03)
YTD Low date	0.200 CAD (2024/06/21)
52 Weeks High date	0.475 CAD (2023/10/06)
52 Weeks Low date	0.200 CAD (2024/06/21)

All listings for NEVADA KING GOLD CORP.

Exchange	Date	Time	Price	Trading volume (mio.)	Number of trades
TSX Venture Exchange	2024/07/26	21:59	0.385 CAD	0.17	123
FINRA other OTC Issues	2024/07/26	21:58	0.2725 USD	0.21	209

Company profile

Company Logo



Company Profile

-

Contact Details

NEVADA KING GOLD

--

Telefon: -

Fax: -

E-mail: -