

## SUMITOMO MITSUI FINANCIAL GROUP INC

ISIN: JP3890350006 WKN: 8316

## Overview

2024/09/18 08:14:01

Price

55.61 EUR

Difference  -0.43% (-0.24)

## General attributes

ISIN	JP3890350006
Symbol	8316
Exchange	Berlin
Currency	EUR
Sector	Financial
Security type	Stock
Market cap (m)	72,841 EUR
Benchmark	NIKKEI 225

## Market data

Bid (Bid size)	55.89 EUR (150)
Ask (Ask size)	56.58 EUR (150)
Open	55.61 EUR
High	55.61 EUR
Low	55.61 EUR
Close (prev. day)	55.85 EUR
VWAP	-
Volume (pcs)	0
Trading volume	0.00
Number of trades	1
Last size	0

## Futures and Options






Related Futures	-
Related Options	-

5y



Information about previous performance does not guarantee future performance.  
Source: FactSet

## Recent research

on sector		on market	
Date		Headline	Download
2024/09/11		Global Equity Ratings	
2024/09/11		Aktienempfehlungen Global	
2024/09/09		Aktienempfehlungen Österreich	
2024/09/06		Equity Weekly	
2024/09/05		Global Equity Ratings	

## Details

2024/09/18 08:14:01

## Price

55.61 EUR

Difference 📉 -0.43% (-0.24)

## General attributes

ISIN	JP3890350006
Symbol	8316
Exchange	Berlin
Currency	EUR
Sector	Financial
Security type	Stock
Market cap (m)	72,841 EUR
Benchmark	NIKKEI 225

## Market data

Bid (Bid size)	55.89 EUR (150)
Ask (Ask size)	56.58 EUR (150)
Open	55.61 EUR
High	55.61 EUR
Low	55.61 EUR
Close (prev. day)	55.85 EUR
VWAP	-
Volume (pcs)	0
Trading volume	0.00
Number of trades	1
Last size	0

## Performance and Risk

	6m	1y	3y
Perf (%)	+6.38%	+19.18%	+84.02%
Perf (abs.)	+3.35	+8.99	+25.50
Beta	-	-	-
Volatility	36.05	31.97	26.72

5y



Information about previous performance does not guarantee future performance.  
Source: FactSet

## Price data

Ø price 5 days   Ø volume 5 days (pcs.)	56.99 EUR (0)
Ø price 30 days   Ø volume 30 days (pcs.)	58.38 EUR (0)
Ø price 100 days   Ø volume 100 days (pcs.)	59.21 EUR (2)
Ø price 250 days   Ø volume 250 days (pcs.)	52.44 EUR (3)
YTD High   date	66.67 EUR (2024/08/01)
YTD Low   date	43.81 EUR (2024/01/02)
52 Weeks High   date	66.67 EUR (2024/08/01)
52 Weeks Low   date	42.37 EUR (2023/12/20)

## Arbitrage views

Exchange <span>📍</span>	Date	Time	Price	Trading volume (mio.)	Number of trades
Tradegate	2024/09/18	19:21	55.99 EUR	0.05	8
Tokyo Stock Exchange	2024/09/18	08:00	8,795.00 JPY	504.93	16,094
Stuttgart	2024/09/18	08:01	55.38 EUR	0.00	1
Munich	2024/09/18	17:43	55.96 EUR	0.04	5
Hanover	2024/09/18	17:25	55.31 EUR	0.00	2

	18					
Frankfurt	2024/09/18	10:48	56.50 EUR	0.00		2
FINRA other OTC Issues	2024/09/18	18:13	59.36 USD	1.60		4
Duesseldorf	2024/09/18	19:30	55.57 EUR	0.00		5
Berlin	2024/09/18	08:14	55.61 EUR	0.00		1

## Company profile

### Company Logo



### Contact Details

SUMITOMO MITSUI FINANCIAL GROUP  
INC.

--

1-1-2, Yurakucho, Chiyoda-ku - 100-0006  
Tokyo

Telefon: 03-5512-3411

Fax: 03-3504-8350

E-mail: -

### Company Profile

-

#### Members of Management Board

Jun Ohta	Chairman of Managing Board
Makoto Takashima	Member of Executive Committee
Teiko Kudo	Member of Executive Committee
Toru Nakashima	Member of Executive Committee

#### Board of directors

Takeshi Kunibe	Chairman of Supervisory Board
Akihiro Fukutome	Member of Supervisory Board
Charles Lake	Member of Supervisory Board
Eriko Sakurai	Member of Supervisory Board
Fumihiko Ito	Member of Supervisory Board
Jenifer Rogers	Member of Supervisory Board
Katsuyoshi Shinbo	Member of Supervisory Board
Manabu Narita	Member of Supervisory Board
Masayuki Matsumoto	Member of Supervisory Board
Shozo Yamazaki	Member of Supervisory Board
Teiko Kudo	Member of Supervisory Board
Toshihiro Isshiki	Member of Supervisory Board
Yasuyuki Kawasaki	Member of Supervisory Board
Yoshinobu Tsutsui	Member of Supervisory Board
Yoshiyuki Gono	Member of Supervisory Board