

GIVAUDAN SA

ISIN: CH0010645932

WKN: 1064593

Overview

2024/04/26 20:31:35

Price

4,120.47 USD

Difference  -1.50% (-62.76)

General attributes

ISIN CH0010645932

Symbol GIVN

Exchange FINRA other OTC Issues

Currency USD

Sector Chemical / Pharmaceutical / Health

Security type Stock

Market cap (m) 37,292 EUR

Benchmark SWISS MARKET INDEX

Market data

Bid (Bid size) -

Ask (Ask size) -

Open 4,120.47 USD

High 4,120.47 USD

Low 4,120.47 USD

Close (prev. day) 4,183.23 USD

VWAP 4,120.47 USD

Volume (pcs) 3

Trading volume 12,361.41

Number of trades 1

Last size 3

Futures and Options

Related Futures 30

Related Options -










5y



Information about previous performance does not guarantee future performance.

Source: FactSet

Recent research

on sector		on market	
Date		Headline	Download
2024/04/29		Aktienempfehlungen Österreich	
2024/04/26		Global Equity Ratings	
2024/04/26		Aktienempfehlungen Global	
2024/04/15		Aktienempfehlungen Österreich	
2024/04/03		Global Equity Ratings	

Details

2024/04/26 20:31:35

Price

4,120.47 USD

Difference ▼ -1.50% (-62.76)

General attributes

ISIN	CH0010645932
Symbol	GIVN
Exchange	FINRA other OTC Issues
Currency	USD
Sector	Chemical / Pharmaceutical / Health
Security type	Stock
Market cap (m)	37,292 EUR
Benchmark	SWISS MARKET INDEX

Market data

Bid (Bid size)	-
Ask (Ask size)	-
Open	4,120.47 USD
High	4,120.47 USD
Low	4,120.47 USD
Close (prev. day)	4,183.23 USD
VWAP	4,120.47 USD
Volume (pcs)	3
Trading volume	12,361.41
Number of trades	1
Last size	3

Performance and Risk

	6m	1y	3y
Perf (%)	+24.39%	+18.07%	-3.05%
Perf (abs.)	+807.97	+630.58	-129.53
Beta	0.54	0.83	0.95
Volatility	68.63	69.12	58.67

5y



Information about previous performance does not guarantee future performance.
Source: FactSet

Price data

Ø price 5 days Ø volume 5 days (pcs.)	- USD (-)
Ø price 30 days Ø volume 30 days (pcs.)	4,381.15 USD (8)
Ø price 100 days Ø volume 100 days (pcs.)	4,171.49 USD (9)
Ø price 250 days Ø volume 250 days (pcs.)	3,605.59 USD (7)
YTD High date	4,565.00 USD (2024/03/19)
YTD Low date	3,872.26 USD (2024/01/10)
52 Weeks High date	4,565.00 USD (2024/03/19)
52 Weeks Low date	2,962.53 USD (2023/08/21)

Arbitrage views

Exchange	Date	Time	Price	Trading volume (mio.)	Number of trades
SIX Swiss Exchange	2024/04/30	17:31	3,946.00 CHF	62.23	2,411
London Stock Exchange European Trade Reporting	2024/04/30	17:20	3,945.50 CHF	16.99	4
Frankfurt	2019/06/28	14:22	2,456.00 EUR	0.00	2
FINRA other OTC Issues	2024/04/26	20:31	4,120.47 USD	0.01	1

Duesseldorf	2019/ 06/28	08:10	2,445.00 EUR	0.00	2
Berlin	2019/ 06/28	15:58	2,463.00 EUR	0.00	5

Company profile

Company Logo

Givaudan

Contact Details

GIVAUDAN SA

--

Chemin de la Parfumerie 5 - 1214 Vernier

Telefon: +41-22-780-91-11

Fax: +

E-mail: -

Company Profile

-

Members of Management Board

Gilles Andrier Chairman of Managing Board

Anne Tayac Member of Executive Committee

Lance D'Amico Member of Executive Committee

Maurizio Volpi Member of Executive Committee

Simon Halle-Smith Member of Executive Committee

Tom Hallam Member of Executive Committee

William Mutsaerts Member of Executive Committee

Board of directors

Olivier Filliol Member of the administrative board

Ingrid Deltenre Member of the administrative board

Roberto Guidetti Member of the administrative board

Sophie A. Gasperment Member of the administrative board

Tom Knutzen Member of the administrative board

Victor Waldemar Balli Member of the administrative board

Calvin Grieder Chairman of the administrative board