

## AUCKLAND INTERNATIONAL AIRPORT NPV

ISIN: NZAIAE0002S6 WKN: AIA

## Overview

2024/07/18 08:10:09

Price  
7.01 AUDDifference  -0.57% (-0.04)

## General attributes

ISIN	NZAIAE0002S6
Symbol	AIA
Exchange	Australian Securities Exchange
Currency	AUD
Sector	Transport
Security type	Stock
Market cap (m)	6,382 EUR
Benchmark	MSCI WORLD INDEX (STRD, UHD)

## Market data

Bid (Bid size)	7.00 AUD (16,298)
Ask (Ask size)	7.02 AUD (774)
Open	6.99 AUD
High	7.09 AUD
Low	6.98 AUD
Close (prev. day)	7.05 AUD
VWAP	7.024602 AUD
Volume (pcs)	1,383,085
Trading volume	9,724,757.93
Number of trades	2,086
Last size	-

## Futures and Options










Related Futures	-
Related Options	-

5y



Information about previous performance does not guarantee future performance.  
Source: FactSet

## Recent research

on sector			
Date		Headline	Download
2024/07/15		Aktienempfehlungen Global	
2024/07/12		Global Equity Ratings	
2024/07/09		Aktienempfehlungen Österreich	
2024/06/28		Equity Weekly	
2024/06/24		Aktienempfehlungen Österreich	

## Details

2024/07/18 08:10:09

## Price

7.01 AUD

Difference ▼ -0.57% (-0.04)

## General attributes

ISIN	NZAIAE0002S6
Symbol	AIA
Exchange	Australian Securities Exchange
Currency	AUD
Sector	Transport
Security type	Stock
Market cap (m)	6,382 EUR
Benchmark	MSCI WORLD INDEX (STRD, UHD)

## Market data

Bid (Bid size)	7.00 AUD (16,298)
Ask (Ask size)	7.02 AUD (774)
Open	6.99 AUD
High	7.09 AUD
Low	6.98 AUD
Close (prev. day)	7.05 AUD
VWAP	7.024602 AUD
Volume (pcs)	1,383,085
Trading volume	9,724,757.93
Number of trades	2,086
Last size	-

## Performance and Risk

	6m	1y	3y
Perf (%)	-11.38%	-8.13%	-2.50%
Perf (abs.)	-0.90	-0.62	-0.18
Beta	0.29	0.41	0.26
Volatility	18.15	17.37	18.56

5y



Information about previous performance does not guarantee future performance.  
Source: FactSet

## Price data

Ø price 5 days   Ø volume 5 days (pcs.)	7.08 AUD (673,020)
Ø price 30 days   Ø volume 30 days (pcs.)	7.03 AUD (568,672)
Ø price 100 days   Ø volume 100 days (pcs.)	7.24 AUD (517,455)
Ø price 250 days   Ø volume 250 days (pcs.)	7.41 AUD (533,661)
YTD High   date	8.19 AUD (2024/01/02)
YTD Low   date	6.77 AUD (2024/05/21)
52 Weeks High   date	8.19 AUD (2023/12/28)
52 Weeks Low   date	6.70 AUD (2023/11/01)

## All listings for AUCKLAND INTERNATIONAL AIRPORT NPV

Exchange	Date	Time	Price	Trading volume (mio.)	Number of trades
Stuttgart	2024/07/18	08:08	4.22 EUR	0.00	1
Munich	2024/07/18	08:11	4.40 EUR	0.00	1
Hanover	2024/07/18	08:00	4.12 EUR	0.00	1
Frankfurt	2024/07/15	09:59	4.34 EUR	0.00	4
FINRA other OTC	2024/07/21	21:18	4.925 USD	0.00	1

Issues	11					
Berlin	2024/07/18	09:36	4.32 EUR	0.00		2
Australian Securities Exchange	2024/07/18	08:10	7.01 AUD	9.72		2,086

## Company profile

### Company Logo



### Company Profile

-

### Contact Details

AUCKLAND INT AIR

--

First Floor, JeanBatten Terminal - - Auckland

Telefon: 64 9 275 0789

Fax: 64 9 275 4927

E-mail: [corporate@akl-airport.co.nz](mailto:corporate@akl-airport.co.nz)