

## NEDAP NED. APPARATENFABRIEK

ISIN: NL0000371243 WKN: 000037124

## Overview

2024/07/12 17:35:26

Price

63.00 EUR

Difference  -0.32% (-0.20)

## General attributes

ISIN	NL0000371243
Symbol	NEDAP
Exchange	Euronext Amsterdam
Currency	EUR
Sector	IT-Technology
Security type	Stock
Market cap (m)	413 EUR
Benchmark	AMSTERDAM EXCHANGES INDEX

## Market data

Bid (Bid size)	62.80 EUR (160)
Ask (Ask size)	63.60 EUR (300)
Open	63.20 EUR
High	63.60 EUR
Low	62.80 EUR
Close (prev. day)	63.20 EUR
VWAP	63.248636 EUR
Volume (pcs)	1,686
Trading volume	106,637.00
Number of trades	73
Last size	68





## Futures and Options

Related Futures	-
Related Options	-



Information about previous performance does not guarantee future performance.  
Source: FactSet

## Recent research

on sector		on market	
Date		Headline	Download
2024/07/12		Global Equity Ratings	
2024/07/12		Aktienempfehlungen Global	
2024/07/09		Aktienempfehlungen Österreich	
2024/07/05		Equity Weekly	
2024/06/24		Aktienempfehlungen Österreich	

## Details

2024/07/12 17:35:26

## Price

63.00 EUR

Difference ▼ -0.32% (-0.20)

## General attributes

ISIN	NL0000371243
Symbol	NEDAP
Exchange	Euronext Amsterdam
Currency	EUR
Sector	IT-Technology
Security type	Stock
Market cap (m)	413 EUR
Benchmark	AMSTERDAM EXCHANGES INDEX

## Market data

Bid (Bid size)	62.80 EUR (160)
Ask (Ask size)	63.60 EUR (300)
Open	63.20 EUR
High	63.60 EUR
Low	62.80 EUR
Close (prev. day)	63.20 EUR
VWAP	63.248636 EUR
Volume (pcs)	1,686
Trading volume	106,637.00
Number of trades	73
Last size	68

## Performance and Risk

	6m	1y	3y
Perf (%)	-2.17%	+11.31%	+9.57%
Perf (abs.)	-1.40	+6.40	+5.50
Beta	0.69	0.42	0.34
Volatility	17.80	16.93	22.10

5y



Information about previous performance does not guarantee future performance.  
Source: FactSet

## Price data

Ø price 5 days   Ø volume 5 days (pcs.)	62.84 EUR (3,577)
Ø price 30 days   Ø volume 30 days (pcs.)	61.67 EUR (4,180)
Ø price 100 days   Ø volume 100 days (pcs.)	64.24 EUR (4,269)
Ø price 250 days   Ø volume 250 days (pcs.)	62.09 EUR (3,250)
YTD High   date	68.60 EUR (2024/02/19)
YTD Low   date	59.80 EUR (2024/06/28)
52 Weeks High   date	68.60 EUR (2024/02/19)
52 Weeks Low   date	56.40 EUR (2023/07/13)

## Arbitrage views

Exchange <span>⊕</span>	Date	Time	Price	Trading volume (mio.)	Number of trades
Stuttgart	2024/07/12	14:26	62.40 EUR	0.00	9
Munich	2024/07/12	08:26	62.80 EUR	0.00	2
London Stock Exchange	2022/10/17	17:35	54.60 EUR	0.27	1
Frankfurt	2024/07/12	08:08	62.80 EUR	0.00	2
FINRA other OTC	2019/04/	16:22	55.0879 USD	0.01	1

Issues	25					
Euronext Amsterdam	2024/07/ 12	17:35	63.00 EUR	0.11		73
Duesseldorf	2024/07/ 12	08:11	62.60 EUR	0.00		3

## Company profile

### Company Logo

#### Contact Details

NEDAP NV

--

Parallelweg 2 - 7141 DC Groenlo

Telefon: +31-54-447-11-11

Fax: +31-54-446-34-75

E-mail: [info@nedap.com](mailto:info@nedap.com)

### Company Profile

-

#### Members of Management Board

Ruben Wegman	Chairman of Managing Board
Danielle van der Sluijs	Member of Executive Committee
Rick Schuurman	Member of Executive Committee

#### Board of directors

Petrus Antonius Mari van Bommel	Chairman of Supervisory Board
J. M. L. van Engelen	Member of Supervisory Board
Margot Scheltema	Member of Supervisory Board
Marijn Pijnenborg	Member of Supervisory Board
S. C. Santema	Member of Supervisory Board