

KONINKLIJKE HEIJM

ISIN: NL0009269109 WKN: 000926910

Overview

2024/06/25 09:10:57

Price

19.20 EUR

Difference  -0.83% (-0.16)

General attributes

ISIN NL0009269109

Symbol HEIJM

Exchange Euronext Amsterdam

Currency EUR

Sector Other

Security type Stock

Market cap (m) 532 EUR

Benchmark AMSTERDAM EXCHANGES INDEX

Market data

Bid (Bid size) 19.14 EUR (137)

Ask (Ask size) 19.24 EUR (138)

Open 19.30 EUR

High 19.30 EUR

Low 19.18 EUR

Close (prev. day) 19.36 EUR

VWAP 19.270361 EUR

Volume (pcs) 4,100

Trading volume 79,008.00

Number of trades 55

Last size 78

Futures and Options

Related Futures -

Related Options -




5y



Information about previous performance does not guarantee future performance.

Source: FactSet

Recent research

on sector		on market	
Date		Headline	Download
2024/06/24		Aktienempfehlungen Österreich	
2024/06/21		Equity Weekly	
2024/06/21		Global Equity Ratings	
2024/06/21		Aktienempfehlungen Global	
2024/06/14		Equity Weekly	

Details

2024/06/25 09:10:57

Price

19.20 EUR

Difference 📉 -0.83% (-0.16)

General attributes

ISIN	NL0009269109
Symbol	HEIJM
Exchange	Euronext Amsterdam
Currency	EUR
Sector	Other
Security type	Stock
Market cap (m)	532 EUR
Benchmark	AMSTERDAM EXCHANGES INDEX

Market data

Bid (Bid size)	19.14 EUR (137)
Ask (Ask size)	19.24 EUR (138)
Open	19.30 EUR
High	19.30 EUR
Low	19.18 EUR
Close (prev. day)	19.36 EUR
VWAP	19.270361 EUR
Volume (pcs)	4,100
Trading volume	79,008.00
Number of trades	55
Last size	78

Performance and Risk

	6m	1y	3y
Perf (%)	+57.91%	+89.06%	+47.56%
Perf (abs.)	+7.10	+9.12	+6.24
Beta	1.05	0.87	0.87
Volatility	35.40	28.85	31.67

5y



Information about previous performance does not guarantee future performance.
Source: FactSet

Price data

Ø price 5 days Ø volume 5 days (pcs.)	20.14 EUR (73,481)
Ø price 30 days Ø volume 30 days (pcs.)	19.96 EUR (105,253)
Ø price 100 days Ø volume 100 days (pcs.)	17.16 EUR (118,344)
Ø price 250 days Ø volume 250 days (pcs.)	13.86 EUR (79,939)
YTD High date	21.70 EUR (2024/05/24)
YTD Low date	12.06 EUR (2024/01/05)
52 Weeks High date	21.70 EUR (2024/05/24)
52 Weeks Low date	10.04 EUR (2023/10/26)

All listings for KONINKLIJKE HEIJM

Exchange	Date	Time	Price	Trading volume (mio.)	Number of trades
Tradegate	2024/06/24	22:26	19.30 EUR	0.00	3
Stuttgart	2024/06/25	08:02	19.28 EUR	0.00	1
Munich	2024/06/25	08:08	19.34 EUR	0.00	1
London Stock Exchange	2022/04/01	12:13	14.90 EUR	2.07	1
Frankfurt	2024/06/25	21:48	19.28 EUR	0.00	3

	24						
Euronext Amsterdam	2024/06/25	09:10	19.20	EUR	0.08		55
Duesseldorf	2024/06/25	08:10	19.24	EUR	0.00		1
Berlin	2024/06/25	08:10	19.30	EUR	0.00		1

Company profile

Company Logo



Contact Details

KONINKLIJKE HEIJMANS NV

--

Graafsebaan 65 - 5248 JT Rosmalen

Telefon: +31-73-543-51-11

Fax: +

E-mail: info@heijmans.nl

Company Profile

-

Members of Management Board

Ton Hillen Chairman of Managing Board

Gavin van Boekel Member of Executive Committee

Board of directors

Sjoerd Steven Vollebregt Chairman of Supervisory Board

Allard Castelein Member of Supervisory Board

Arnout Engelbert Traas Member of Supervisory Board

J. W. M. Knape-Vosme Member of Supervisory Board

Martika M. Jonk Member of Supervisory Board