

VAN LANSCHOT KEMPEN NV

ISIN: **NL0000302636** WKN:
030263

Overview

2022/08/19 17:35:23

Price
22.15 EUR

Difference  -1.34% (-0.30)

General attributes

ISIN	NL0000302636
Symbol	VLK
Exchange	Euronext Amsterdam
Currency	EUR
Sector	Financial
Security type	Stock
Market cap (m)	905 EUR
Benchmark	AMSTERDAM EXCHANGES INDEX

Market data

Bid (Bid size)	22.00 EUR (200)
Ask (Ask size)	22.60 EUR (300)
Open	22.25 EUR
High	22.30 EUR
Low	22.10 EUR
Close (prev. day)	22.45 EUR
VWAP	22.218457 EUR
Volume (pcs)	17,267
Trading volume	383,646.00
Number of trades	174
Last size	113

Futures and Options










Related Futures	-
Related Options	-

5y



Information about previous performance does not guarantee future performance.
Source: FactSet

Recent research

on sector		on market	
Date		Headline	Download
2022/08/19		Equity Weekly	
2022/08/18		Global Equity Ratings	
2022/08/18		Aktienempfehlungen Global	
2022/08/08		Global Equity Ratings	
2022/08/08		Aktienempfehlungen Global	

Details

2022/08/19 17:35:23

Price

22.15 EUR

Difference  -1.34% (-0.30)

General attributes

ISIN	NL0000302636
Symbol	VLK
Exchange	Euronext Amsterdam
Currency	EUR
Sector	Financial
Security type	Stock
Market cap (m)	905 EUR
Benchmark	AMSTERDAM EXCHANGES INDEX

Market data

Bid (Bid size)	22.00 EUR (200)
Ask (Ask size)	22.60 EUR (300)
Open	22.25 EUR
High	22.30 EUR
Low	22.10 EUR
Close (prev. day)	22.45 EUR
VWAP	22.218457 EUR
Volume (pcs)	17,267
Trading volume	383,646.00
Number of trades	174
Last size	113

Performance and Risk

	6m	1y	3y
Perf (%)	-0.67%	-1.12%	+24.58%
Perf (abs.)	-0.15	-0.25	+4.37
Beta	-	-	-
Volatility	28.83	27.82	34.18

5y



Information about previous performance does not guarantee future performance.
Source: FactSet

Price data

Ø price 5 days Ø volume 5 days (pcs.)	22.37 EUR (17,173)
Ø price 30 days Ø volume 30 days (pcs.)	22.00 EUR (22,365)
Ø price 100 days Ø volume 100 days (pcs.)	23.57 EUR (47,097)
Ø price 250 days Ø volume 250 days (pcs.)	23.31 EUR (55,343)
YTD High date	26.90 EUR (2022/05/26)
YTD Low date	20.05 EUR (2022/03/07)
52 Weeks High date	27.05 EUR (2021/09/28)
52 Weeks Low date	20.05 EUR (2022/03/07)

Arbitrage views

Exchange 	Date	Time	Price	Trading volume (mio.)	Number of trades
Tradegate	2022/08/19	22:02	22.15 EUR	0.00	1
Stuttgart	2022/08/19	15:29	22.10 EUR	0.00	9
Munich	2022/08/19	08:05	22.45 EUR	0.00	1
London Stock Exchange European Trade Reporting	2022/08/19	17:30	22.30 EUR	0.00	2
Frankfurt	2022/08/19	08:03	22.30 EUR	0.00	1

	08/19					
FINRA other OTC Issues	2021/ 06/22	16:38	25.97 USD	0.01		1
Euronext Amsterdam	2022/ 08/19	17:35	22.15 EUR	0.38		174
Duesseldorf	2022/ 08/19	21:00	22.05 EUR	0.00		10
Berlin	2022/ 08/19	08:06	22.30 EUR	0.00		1

Company profile

Company Logo



Contact Details

VAN LANSCHOT KEMPEN NV

--

Hooge Steenweg 29 - 5211 JN 's-Hertogenbosch

Telefon: 31-20-354-45-90

Fax: -

E-mail: -

Company Profile

-

Board of directors

Frans Blom	Chairman of Supervisory Board
Karin T. V. Bergstein	Member of Supervisory Board
Bernadette J. M. Langius	Member of Supervisory Board
Brigitte Boone	Member of Supervisory Board
Jeanine G. H. Helthuis	Member of Supervisory Board
Lex van Overmeire	Member of Supervisory Board
Maarten H. Muller	Member of Supervisory Board
Manfred Schepers	Member of Supervisory Board