

## NESTE CORPORATION

ISIN: **FI0009013296** WKN: **NESTE**

## Overview

2024/07/26 22:26:29

Price  
19.095 EURDifference  5.76% (1.04)

## General attributes

ISIN	FI0009013296
Symbol	NESTE
Exchange	Tradegate
Currency	EUR
Sector	Energy / Commodities
Security type	Stock
Market cap (m)	14,604 EUR
Benchmark	OMX HELSINKI 25

## Market data

Bid (Bid size)	19.07 EUR (280)
Ask (Ask size)	19.12 EUR (280)
Open	18.095 EUR
High	19.12 EUR
Low	18.09 EUR
Close (prev. day)	18.055 EUR
VWAP	18.68106 EUR
Volume (pcs)	33,201
Trading volume	620,230.04
Number of trades	98
Last size	-

## Futures and Options




Related Futures	64
Related Options	-

5y



Information about previous performance does not guarantee future performance.  
Source: FactSet

## Recent research

on sector	on market		
Date		Headline	Download
2024/07/26		Equity Weekly	
2024/07/24		Global Equity Ratings	
2024/07/24		Aktienempfehlungen Global	
2024/07/15		Aktienempfehlungen Global	
2024/07/12		Equity Weekly	

## Details

2024/07/26 22:26:29

**Price**  
19.095 EUR

**Difference** ▲ 5.76% (1.04)

## General attributes

ISIN	FI0009013296
Symbol	NESTE
Exchange	Tradegate
Currency	EUR
Sector	Energy / Commodities
Security type	Stock
Market cap (m)	14,604 EUR
Benchmark	OMX HELSINKI 25

## Market data

Bid (Bid size)	19.07 EUR (280)
Ask (Ask size)	19.12 EUR (280)
Open	18.095 EUR
High	19.12 EUR
Low	18.09 EUR
Close (prev. day)	18.055 EUR
VWAP	18.68106 EUR
Volume (pcs)	33,201
Trading volume	620,230.04
Number of trades	98
Last size	-

## Performance and Risk

	6m	1y	3y
Perf (%)	-41.27%	-49.50%	-66.38%
Perf (abs.)	-13.41	-18.70	-37.68
Beta	1.38	1.35	1.29
Volatility	44.76	38.11	40.00

5y



Information about previous performance does not guarantee future performance.  
Source: FactSet

## Price data

Ø price 5 days   Ø volume 5 days (pcs.)	17.764 EUR (12,337)
Ø price 30 days   Ø volume 30 days (pcs.)	17.236 EUR (18,697)
Ø price 100 days   Ø volume 100 days (pcs.)	21.210 EUR (14,787)
Ø price 250 days   Ø volume 250 days (pcs.)	27.748 EUR (7,750)
YTD High   date	33.470 EUR (2024/01/29)
YTD Low   date	16.260 EUR (2024/07/25)
52 Weeks High   date	38.400 EUR (2023/07/27)
52 Weeks Low   date	16.260 EUR (2024/07/25)

## Arbitrage views

Exchange <span>⊕</span>	Date	Time	Price	Trading volume (mio.)	Number of trades
Tradegate	2024/07/26	22:26	19.095 EUR	0.62	98
Stuttgart	2024/07/26	17:26	19.27 EUR	0.00	6
Nasdaq Helsinki	2024/07/26	18:00	19.01 EUR	51.56	8,389
Munich	2024/07/26	08:04	18.015 EUR	0.00	2

London Stock Exchange European Trade Reporting	2024/ 07/26	17:25	18.9475 EUR	0.00	1
Frankfurt	2024/ 07/26	17:47	19.15 EUR	0.06	8
FINRA other OTC Issues	2024/ 07/25	21:46	19.75 USD	0.01	2
Euronext Milan MTF Trading After Hours	2024/ 06/27	18:14	16.205 EUR	0.00	2
Euronext Milan MTF Global Equity Market	2024/ 07/26	17:44	18.935 EUR	0.03	2
Duesseldorf	2024/ 07/26	08:10	17.97 EUR	0.00	3
Berlin	2024/ 07/26	08:08	18.01 EUR	0.00	1

## Company profile

### Company Logo



### Contact Details

NESTE CORP.

--

Keilaranta 21 - 00095 Espoo

Telefon: +358-10-458-11

Fax: +

E-mail: -

### Company Profile

-

#### Members of Management Board

Matti Lehmus	Chairman of Managing Board
Bart Leenders	Member of Executive Committee
Carl Nyberg	Member of Executive Committee
Christian Ståhlberg	Member of Executive Committee
Hannele Jakosuo-Jansson	Member of Executive Committee
Katja Wodjereck	Member of Executive Committee
Markku Korvenranta	Member of Executive Committee
Martti Ala-Härkönen	Member of Executive Committee

#### Board of directors

Matti Kähkönen	Chairman of Supervisory Board
Just Jan Christiaan Jansz	Member of Supervisory Board
Sari Mannonen	Member of Supervisory Board
Conrad Keijzer	Member of Supervisory Board
Eeva Sipilä	Member of Supervisory Board
Johanna Söderström	Member of Supervisory Board
John Charles Abbott	Member of Supervisory Board
Nicholas Reginald Elmslie	Member of Supervisory Board
Pasi Laine	Member of Supervisory Board