

SF URBAN PROPERTIES AG CHF9 (REGD)

ISIN: CH0032816131 WKN: 3281613

Overview

2024/07/16 17:30:06

Price
93.60 CHFDifference  -0.85% (-0.80)

General attributes

ISIN	CH0032816131
Symbol	SFPN
Exchange	SIX Swiss Exchange
Currency	CHF
Sector	Other
Security type	Stock
Market cap (m)	262 EUR
Benchmark	SWISS MARKET INDEX

Market data

Bid (Bid size)	93.60 CHF (51)
Ask (Ask size)	93.80 CHF (1,000)
Open	93.60 CHF
High	93.60 CHF
Low	93.60 CHF
Close (prev. day)	94.40 CHF
VWAP	93.60 CHF
Volume (pcs)	199
Trading volume	18,626.40
Number of trades	3
Last size	-

Futures and Options







Related Futures	-
Related Options	-

5y



Information about previous performance does not guarantee future performance.
Source: FactSet

Recent research

on sector	on market		
Date		Headline	Download
2024/07/15		Aktienempfehlungen Global	
2024/07/12		Global Equity Ratings	
2024/07/09		Aktienempfehlungen Österreich	
2024/07/05		Equity Weekly	
2024/06/24		Aktienempfehlungen Österreich	

Details

2024/07/16 17:30:06

Price

93.60 CHF

Difference  -0.85% (-0.80)

General attributes

ISIN	CH0032816131
Symbol	SFPN
Exchange	SIX Swiss Exchange
Currency	CHF
Sector	Other
Security type	Stock
Market cap (m)	262 EUR
Benchmark	SWISS MARKET INDEX

Market data

Bid (Bid size)	93.60 CHF (51)
Ask (Ask size)	93.80 CHF (1,000)
Open	93.60 CHF
High	93.60 CHF
Low	93.60 CHF
Close (prev. day)	94.40 CHF
VWAP	93.60 CHF
Volume (pcs)	199
Trading volume	18,626.40
Number of trades	3
Last size	-

Performance and Risk

	6m	1y	3y
Perf (%)	+1.19%	+8.84%	-9.13%
Perf (abs.)	+1.10	+7.60	-9.40
Beta	-0.06	0.16	0.21
Volatility	12.66	15.36	18.75

5y



Information about previous performance does not guarantee future performance.
Source: FactSet

Price data

Ø price 5 days Ø volume 5 days (pcs.)	93.84 CHF (1,052)
Ø price 30 days Ø volume 30 days (pcs.)	91.39 CHF (557)
Ø price 100 days Ø volume 100 days (pcs.)	92.83 CHF (789)
Ø price 250 days Ø volume 250 days (pcs.)	90.15 CHF (1,044)
YTD High date	96.00 CHF (2024/03/26)
YTD Low date	89.40 CHF (2024/06/20)
52 Weeks High date	96.00 CHF (2024/03/26)
52 Weeks Low date	82.50 CHF (2023/10/23)

Arbitrage views

Exchange 	Date	Time	Price	Trading volume (mio.)	Number of trades
SIX Swiss Exchange	2024/07/16	17:30	93.60 CHF	0.02	3
London Stock Exchange	2021/06/11	17:35	104.00 CHF	0.03	1

Company profile

Company Logo

Swiss Finance & Property



Contact Details

SF URBAN PROPERTIES AG

--

Seefeldstrasse 275 - 8008 Zürich

Telefon: +41-43-344-61-31

Fax: +

E-mail: info@sfurban.ch

Company Profile

-

Members of Management Board

Bruno Kurz	Chairman of Managing Board
Sascha Küng	Member of Executive Committee

Board of directors

Anja Romer	Member of the administrative board
Hans-Peter Bauer	Member of the administrative board
Andreas Hämmerl	Member of the administrative board
Carolin Schmäuser	Member of the administrative board
Alexander Vögele	Chairman of the administrative board