

HONG KONG & CHINA GAS CO LTD

ISIN: **HK0003000038** WKN: -

Overview

2024/05/29 22:26:30

Price
0.7312 EURDifference  -0.25% (-0.00)

General attributes

ISIN	HK0003000038
Symbol	3
Exchange	Tradegate
Currency	EUR
Sector	Utilities
Security type	Stock
Market cap (m)	13,621 EUR
Benchmark	HANG SENG INDEX

Market data

Bid (Bid size)	0.7032 EUR (2,400)
Ask (Ask size)	0.7542 EUR (2,200)
Open	0.7546 EUR
High	0.7548 EUR
Low	0.7546 EUR
Close (prev. day)	0.733 EUR
VWAP	0.75474 EUR
Volume (pcs)	480
Trading volume	362.27
Number of trades	2
Last size	-

Futures and Options





Related Futures	-
Related Options	-

5y



Information about previous performance does not guarantee future performance.
Source: FactSet

Recent research

on sector			
Date		Headline	Download
2024/05/29		Global Equity Ratings	
2024/05/29		Aktienempfehlungen Global	
2024/05/29		Aktienempfehlungen Österreich	
2024/05/13		Aktienempfehlungen Österreich	
2024/05/10		Equity Weekly	

Details

2024/05/29 22:26:30

Price

0.7312 EUR

Difference ▼ -0.25% (-0.00)

General attributes

ISIN	HK0003000038
Symbol	3
Exchange	Tradegate
Currency	EUR
Sector	Utilities
Security type	Stock
Market cap (m)	13,621 EUR
Benchmark	HANG SENG INDEX

Market data

Bid (Bid size)	0.7032 EUR (2,400)
Ask (Ask size)	0.7542 EUR (2,200)
Open	0.7546 EUR
High	0.7548 EUR
Low	0.7546 EUR
Close (prev. day)	0.733 EUR
VWAP	0.75474 EUR
Volume (pcs)	480
Trading volume	362.27
Number of trades	2
Last size	-

Performance and Risk

	6m	1y	3y
Perf (%)	+20.77%	-12.74%	-45.72%
Perf (abs.)	+0.13	-0.11	-0.64
Beta	0.72	2.06	0.43
Volatility	32.94	29.61	30.53

5y



Information about previous performance does not guarantee future performance.

Source: FactSet

Price data

Ø price 5 days Ø volume 5 days (pcs.)	0.7358 EUR (12,457)
Ø price 30 days Ø volume 30 days (pcs.)	0.7309 EUR (8,500)
Ø price 100 days Ø volume 100 days (pcs.)	0.7049 EUR (6,343)
Ø price 250 days Ø volume 250 days (pcs.)	0.7044 EUR (5,510)
YTD High date	0.8174 EUR (2024/05/20)
YTD Low date	0.6250 EUR (2024/01/22)
52 Weeks High date	0.9000 EUR (2023/06/02)
52 Weeks Low date	0.6050 EUR (2023/12/01)

All listings for HONG KONG & CHINA GAS CO LTD

Exchange	Date	Time	Price	Trading volume (mio.)	Number of trades
Tradegate	2024/05/29	22:26	0.7312 EUR	0.00	2
Stuttgart	2024/05/29	08:08	0.73 EUR	0.00	1
Munich	2024/05/29	08:13	0.7482 EUR	0.00	1
Hong Kong Stock Exchange	2024/05/29	10:08	6.19 HKD	-	-
Hanover	2024/05/29	08:10	0.7066 EUR	0.00	3

	29					
Hamburg	2024/05/29	08:10	0.7066	EUR	0.00	3
Frankfurt	2024/05/29	08:07	0.707	EUR	0.00	1
FINRA other OTC Issues	2024/05/28	21:59	0.771	USD	0.00	1
Duesseldorf	2024/05/29	19:30	0.7066	EUR	0.00	6
Berlin	2024/05/29	08:08	0.7068	EUR	0.00	1

Company profile

Company Logo



Contact Details

THE HONG KONG & CHINA GAS CO. LTD.

--

363 Java Road, North Point -- Hong Kong

Telefon: +852-2963-3493

Fax: +852-2516-7368

E-mail: cad@towngas.com

Company Profile

-

Members of Management Board

Alfred Wing Kin Chan Member of Executive Committee

John Hon Ming Ho Member of Executive Committee

Peter Wai Yee Wong Member of Executive Committee

Board of directors

Ka Kit Lee Chairman of Supervisory Board

Ka Shing Lee Chairman of Supervisory Board

Chung Kwong Poon Member of Supervisory Board

Ko Yin Lam Member of Supervisory Board

Kwok Po Li Member of Supervisory Board

Mo Chi Cheng Member of Supervisory Board

Hau Chung Fung Member of Supervisory Board

Yeung Lui Ming Member of Supervisory Board