

XIMEN MINING CORP

ISIN: CA98420B3092 WKN: -

Overview

2024/07/25 15:36:41

Price
0.1267 USDDifference  -36.65% (-0.07)

General attributes

ISIN	CA98420B3092
Symbol	XIM
Exchange	FINRA other OTC Issues
Currency	USD
Sector	Energy / Commodities
Security type	Stock
Market cap (m)	4 EUR
Benchmark	S&P/TSX 60 INDEX

Market data

Bid (Bid size)	-
Ask (Ask size)	-
Open	0.1267 USD
High	0.1267 USD
Low	0.1267 USD
Close (prev. day)	0.20 USD
VWAP	0.1267 USD
Volume (pcs)	1,075
Trading volume	136.20
Number of trades	1
Last size	1,075

Futures and Options




Related Futures	-
Related Options	-

5y



Information about previous performance does not guarantee future performance.
Source: FactSet

Recent research

on sector		
Date	Headline	Download
2024/07/26	 Equity Weekly	
2024/07/24	 Global Equity Ratings	
2024/07/24	 Aktienempfehlungen Global	
2024/07/15	 Aktienempfehlungen Global	
2024/07/12	 Equity Weekly	

Details

2024/07/25 15:36:41

Price
0.1267 USD

Difference ▼ -36.65% (-0.07)

General attributes

ISIN	CA98420B3092
Symbol	XIM
Exchange	FINRA other OTC Issues
Currency	USD
Sector	Energy / Commodities
Security type	Stock
Market cap (m)	4 EUR
Benchmark	S&P/TSX 60 INDEX

Market data

Bid (Bid size)	-
Ask (Ask size)	-
Open	0.1267 USD
High	0.1267 USD
Low	0.1267 USD
Close (prev. day)	0.20 USD
VWAP	0.1267 USD
Volume (pcs)	1,075
Trading volume	136.20
Number of trades	1
Last size	1,075

Performance and Risk

	6m	1y	3y
Perf (%)	-	-60.71%	-85.60%
Perf (abs.)	-	-0.20	-0.75
Beta	-0.78	1.05	0.28
Volatility	521.58	630.41	339.51

5y



Information about previous performance does not guarantee future performance.
Source: FactSet

Price data

Ø price 5 days Ø volume 5 days (pcs.)	- USD (-)
Ø price 30 days Ø volume 30 days (pcs.)	0.1050 USD (4,302)
Ø price 100 days Ø volume 100 days (pcs.)	0.1103 USD (3,654)
Ø price 250 days Ø volume 250 days (pcs.)	0.1665 USD (2,236)
YTD High date	0.2133 USD (2024/01/22)
YTD Low date	0.0500 USD (2024/01/19)
52 Weeks High date	0.3650 USD (2023/08/01)
52 Weeks Low date	0.0301 USD (2023/12/04)

All listings for XIMEN MINING CORP

Exchange	Date	Time	Price	Trading volume (mio.)	Number of trades
Tradegate	2024/07/26	22:02	0.107 EUR	0.00	1
TSX Venture Exchange	2024/07/22	21:02	0.165 CAD	0.00	3
Stuttgart	2024/07/26	14:44	0.083 EUR	0.00	4
Munich	2024/07/26	08:02	0.115 EUR	0.00	1
Hamburg	2024/07/26	08:01	0.099 EUR	0.00	3

	26					
Frankfurt	2024/07/26	08:05	0.099	EUR	0.00	2
FINRA other OTC Issues	2024/07/25	15:36	0.1267	USD	0.00	1
Duesseldorf	2024/07/26	08:12	0.0985	EUR	0.00	3
Berlin	2024/07/26	08:02	0.0995	EUR	0.00	3

Company profile

Company Logo

Contact Details

XIMEN MINING

--

Telefon: -

Fax: -

E-mail: -

Company Profile

-