

# NIKKEI 225

ISIN: JP9010C00002 WKN: -

## Übersicht

17.07.2024 08:00:00

Kurs

**41.097,69** JPY

Differenz ▼ -0,43% (-177,39)

### Stammdaten

ISIN	JP9010C00002
Symbol	-
Land	Japan
Anzahl der enthaltenen Werte im Index	225
Index-Typ	Kursindex
Wertpapierkategorie	Index

### Marktdaten

Eröffnung	41.449,00 JPY
Hoch	41.466,45 JPY
Tief	41.054,72 JPY
Schluss Vortag	41.275,08 JPY
Volumen (Mio.)	-
Volumen (Stück)	-

### Top 5

Name	Kurs	+ - (%)	Trend
TOHO CO. L...	5.079,00	+11,97	▲
KAWASAKI H...	6.710,00	+10,43	▲
HITACHI ZO...	1.182,00	+6,58	▲
TORAY INDU...	804,20	+6,24	▲
SUMITOMO D...	439,00	+5,78	▲

Intraday 1W 1M 6M 1J 3J

### Flop 5

Name	Kurs	+ - (%)	Trend
TOKYO ELEC...	33.390,00	-7,46	▼
SCREEN HOL...	14.805,00	-6,48	▼
EBARA CORP	2.332,50	-5,45	▼

5J




Die Wertentwicklung der Vergangenheit lässt keine verlässlichen Rückschlüsse auf die zukünftige Entwicklung eines Finanzinstruments zu.

Quelle: FactSet

### Aktuellstes Research

Märkte		
Datum	Überschrift	Download
02.05.2024	FX markets reflect uncertain interest rate outlook	↓
02.05.2024	FX-Märkte spiegeln unsicheres Zinsumfeld wider	↓
22.02.2024	Aktienempfehlungen Global	↓
22.02.2024	Global Equity Ratings	↓
23.01.2024	Minor movements in the euro expected	↓

LASERTEC 31.740,00 -4,97 

C...  
DISCO 60.610,00 -4,49 

CORP...  
Intraday 1W 1M 6M 1J 3J

**Futures und Optionen**

Zugehörige Futures -

Zugehörige Optionen -

# Details

17.07.2024 08:00:00

**Kurs**

**41.097,69** JPY

**Differenz** ▼ **-0,43%** (-177,39)

**Stammdaten**

ISIN	JP9010C00002
Symbol	-
Land	Japan
Wertpapierkategorie	Index
Anzahl der enthaltenen Werte im Index	225

**Marktdaten**

Eröffnung	41.449,00 JPY
Hoch	41.466,45 JPY
Tief	41.054,72 JPY
Schluss Vortag	41.275,08 JPY
Volumen (Mio.)	-
Volumen (Stück)	-

**Performance und Risiko**

	6M	1J	3J
Perf (%)	+15,84%	+26,88%	+46,76%
Perf (abs.)	+5.619,94	+8.706,43	+13.094,61
Beta	-	-	-
Volatilität	16,87	17,19	18,16

5J



Die Wertentwicklung der Vergangenheit lässt keine verlässlichen Rückschlüsse auf die zukünftige Entwicklung eines Finanzinstruments zu.

Quelle: FactSet

**Kursdaten**























Ø Kurs 5 Tage   Ø Volumen 5 Tage (Stk.)	41.446,87 JPY (0)
Ø Kurs 30 Tage   Ø Volumen 30 Tage (Stk.)	39.759,29 JPY (0)
Ø Kurs 100 Tage   Ø Volumen 100 Tage (Stk.)	39.250,52 JPY (0)
Ø Kurs 250 Tage   Ø Volumen 250 Tage	35.858,26 JPY (276.823.194)
Hoch seit 1.1.   Datum	42.426,77 JPY (11.07.2024)
Tief seit 1.1.   Datum	32.693,18 JPY (04.01.2024)
52 Wochen Hoch   Datum	42.426,77 JPY (11.07.2024)
52 Wochen Tief   Datum	30.487,67 JPY (04.10.2023)

## Enthaltene Werte

Name ISIN	Kurs	Diff % Diff /-	Performance	Datum Zeit	Gehandelte Stück Umsatz Geld
ADVANTEST CORP JP3122400009	6.361,00	-2,56% -167,00		17.07.24 08:00:00	9.650.200 621.159.391,00
AEON CO. LTD. REGISTERED ... JP3388200002	3.260,00	-1,12% -37,00		17.07.24 08:00:00	2.560.400 83.710.129,00
AGC INC. JP3112000009	5.337,00	1,41% 74,00	█	17.07.24 08:00:00	718.000 38.219.138,00
AJINOMOTO CORP INC. JP3119600009	6.060,00	0,00% 0,00		17.07.24 08:00:00	1.418.600 85.995.872,00
ALPS ALPINE CO. LTD. JP3126400005	1.625,50	0,18% 3,00		17.07.24 08:00:00	1.351.800 21.972.833,50
AMADA CO LTD JP3122800000	1.890,50	1,42% 26,50	█	17.07.24 08:00:00	1.016.900 19.270.083,00
ANA HOLDINGS INC. JP3429800000	3.038,00	0,76% 23,00	█	17.07.24 08:00:00	943.300 28.639.058,00
AOZORA BANK LTD. REGISTER... JP3711200000	2.518,00	-0,40% -10,00		17.07.24 08:00:00	452.900 11.452.012,00
ASAHI GROUP HOLDINGS LTD JP3116000005	5.694,00	0,85% 48,00	█	17.07.24 08:00:00	1.625.800 92.097.269,00
ASAHI KASEI CORP JP3111200006	1.068,00	2,30% 24,00	█	17.07.24 08:00:00	4.326.000 46.008.739,50
ASTELLAS PHARMA INC. JP3942400007	1.688,00	1,99% 33,00	█	17.07.24 08:00:00	6.754.100 113.863.894,50
BANDAI NAMCO HOLDINGS INC... JP3778630008	3.226,00	0,56% 18,00	█	17.07.24 08:00:00	1.053.900 34.002.585,00
BRIDGESTONE CORP. REGISTE... JP3830800003	6.249,00	1,59% 98,00	█	17.07.24 08:00:00	1.877.400 116.871.674,00
CANON INC. JP3242800005	4.499,00	0,42% 19,00		17.07.24 08:00:00	2.575.000 115.803.764,00
CASIO COMPUTER CORP LTD. JP3209000003	1.226,00	0,45% 5,50		17.07.24 08:00:00	717.200 8.801.475,00
CENTRAL JAPAN RAILWAY CO.... JP3566800003	3.552,00	1,11% 39,00	█	17.07.24 08:00:00	2.025.700 71.818.365,00
CHIBA BANK LTD. JP3511800009	1.400,50	1,23% 17,00	█	17.07.24 08:00:00	2.085.400 29.178.338,50
CHUBU ELECTRIC POWER CORP... JP3526600006	1.892,00	0,72% 13,50	█	17.07.24 08:00:00	1.918.700 36.398.481,50
CHUGAI PHARMACEUTICAL CO ... JP3519400000	6.059,00	-0,08% -5,00		17.07.24 08:00:00	2.731.600 165.979.971,00
CITIZEN WATCH CO. LTD. JP3352400000	1.058,00	-1,12% -12,00		17.07.24 08:00:00	864.100 9.201.458,00
COMSYS HOLDINGS CORP. REG... JP3305530002	3.258,00	0,09% 3,00		17.07.24 08:00:00	397.400 12.983.589,00
CONCORDIA FINANCIAL GROUP... JP3305990008	934,00	0,46% 4,30		17.07.24 08:00:00	2.550.100 23.837.184,80
CREDIT SAISON CORP LTD. JP3271400008	3.428,00	0,03% 1,00		17.07.24 08:00:00	437.400 15.042.728,00

CYBERAGENT INC. JP331140000	970,50	0,65% 6,30	█	17.07.24 08:00:00	3.162.500 30.620.028,10
DAI NIPPON PRINTING CORP ... JP3493800001	5.295,00	-1,18% -63,00		17.07.24 08:00:00	534.100 28.399.461,00
DAI-ICHI LIFE HOLDINGS IN... JP3476480003	4.627,00	-0,32% -15,00		17.07.24 08:00:00	1.767.500 82.085.230,00
DAIICHI SANKYO CO LTD JP3475350009	6.073,00	1,00% 60,00	█	17.07.24 08:00:00	3.013.500 182.827.229,00
DAIKIN INDUSTRIES LTD. JP3481800005	22.865,00	0,62% 140,00	█	17.07.24 08:00:00	746.300 170.627.615,00
DAIWA HOUSE INDUSTRY CO. ... JP3505000004	4.288,00	1,30% 55,00	█	17.07.24 08:00:00	1.418.400 60.665.553,00
DAIWA SECURITIES GROUP IN... JP3502200003	1.334,00	1,75% 23,00	█	17.07.24 08:00:00	5.538.700 73.954.135,50
DENA CO LTD JP3548610009	1.629,00	1,02% 16,50	█	17.07.24 08:00:00	382.900 6.225.361,00
DENKA CO. LTD. JP3549600009	2.195,00	2,12% 45,50	█	17.07.24 08:00:00	534.500 11.716.254,50
DENSO CORP JP3551500006	2.586,00	0,98% 25,00	█	17.07.24 08:00:00	4.341.700 112.200.665,00
DENTSU GROUP INC. JP3551520004	4.081,00	0,69% 28,00	█	17.07.24 08:00:00	568.500 23.207.481,00
DIC CORP JP3493400000	3.039,00	1,23% 37,00	█	17.07.24 08:00:00	260.700 7.898.241,00
DISCO CORP. REGISTERED SH... JP3548600000	60.610,00	-4,49% -2.850,00		17.07.24 08:00:00	3.553.200 2.190.858.160,00
DOWA HOLDINGS INC. JP3638600001	5.789,00	0,59% 34,00	█	17.07.24 08:00:00	159.200 9.254.620,00
EAST JAPAN RAILWAY CORP JP3783600004	2.705,00	0,69% 18,50	█	17.07.24 08:00:00	2.735.900 73.785.189,00
EBARA CORP JP3166000004	2.332,50	-5,45% -134,50		17.07.24 08:00:00	3.878.900 92.459.688,00
EISAI CO. LTD. JP3160400002	6.632,00	1,25% 82,00	█	17.07.24 08:00:00	1.427.400 94.671.879,00
ENEOS HOLDINGS INC. JP3386450005	836,60	1,25% 10,30	█	17.07.24 08:00:00	11.811.700 98.701.852,80
FANUC CORP. JP3802400006	4.569,00	0,15% 7,00		17.07.24 08:00:00	1.954.200 89.335.896,00
FAST RETAILING CO. LTD. R... JP3802300008	42.380,00	-0,21% -90,00		17.07.24 08:00:00	1.348.300 573.385.940,00
FUJI ELECTRIC CO. LTD. JP3820000002	9.146,00	-0,71% -65,00		17.07.24 08:00:00	482.900 44.275.955,00
FUJIFILM HOLDINGS CORP JP3814000000	3.823,00	-0,16% -6,00		17.07.24 08:00:00	2.589.600 99.097.170,00
FUJIKURA LTD. REGISTERED ... JP3811000003	3.297,00	-0,84% -28,00		17.07.24 08:00:00	2.303.000 76.201.532,00
FUJITSU LTD. JP3818000006	2.650,50	-0,28% -7,50		17.07.24 08:00:00	5.074.200 134.802.721,50
FUKUOKA FINANCIAL GROUP JP3805010000	4.340,00	0,95% 41,00	█	17.07.24 08:00:00	679.700 29.581.793,00
FURUKAWA ELECTRIC CORP LT... JP3827200001	4.199,00	2,92% 119,00	█	17.07.24 08:00:00	662.000 27.644.436,00
GS YUASA CORP. JP3385820000	2.912,00	-0,09% -2,50		17.07.24 08:00:00	600.000 17.481.217,00
HASEKO CORP	1.844,00	1,54%	█	17.07.24	678.500

JP3768600003		28,00		08:00:00	12.483.979,00
HINO MOTORS LTD. JP3792600003	443,80	2,28% 9,90		17.07.24 08:00:00	1.996.000 8.842.127,20
HITACHI CONSTR. MACH. CO.... JP3787000003	4.738,00	4,38% 199,00		17.07.24 08:00:00	1.830.000 86.642.898,00
HITACHI LTD. JP3788600009	3.807,00	0,55% 21,00		17.07.24 08:00:00	11.499.700 438.322.195,00
HITACHI ZOSEN CORP. JP3789000001	1.182,00	6,58% 73,00		17.07.24 08:00:00	3.335.100 39.398.268,00
HONDA MOTOR CORP LTD. JP3854600008	1.716,00	0,65% 11,00		17.07.24 08:00:00	33.232.100 570.757.456,00
HOYA CORP JP3837800006	20.825,00	2,33% 475,00		17.07.24 08:00:00	1.215.100 252.773.085,00
IDEMITSU KOSAN CO. LTD. JP3142500002	1.028,50	-0,92% -9,50		17.07.24 08:00:00	3.317.400 34.181.239,50
IHI CORP JP3134800006	6.060,00	3,18% 187,00		17.07.24 08:00:00	8.488.800 505.835.829,00
INPEX CORP. JP3294460005	2.459,50	-0,16% -4,00		17.07.24 08:00:00	4.639.000 114.441.027,50
ISETAN MITSUKOSHI HLDGS. .... JP3894900004	3.416,00	-1,10% -38,00		17.07.24 08:00:00	3.032.700 103.846.412,00
ISUZU MOTORS LTD. JP3137200006	2.261,00	1,19% 26,50		17.07.24 08:00:00	1.795.900 40.500.108,50
ITOCHE CORP. JP3143600009	8.166,00	1,40% 113,00		17.07.24 08:00:00	2.273.500 185.344.095,00
J. FRONT RETAILING CO. LT... JP3386380004	2.019,00	2,02% 40,00		17.07.24 08:00:00	1.772.600 35.498.602,00
JAPAN AIRLINES CO. LTD. JP3705200008	2.562,00	0,02% 0,50		17.07.24 08:00:00	2.378.900 60.985.493,50
JAPAN EXCHANGE GROUP INC. JP3183200009	3.963,00	1,64% 64,00		17.07.24 08:00:00	1.250.300 49.643.493,00
JAPAN POST HOLDINGS CO.LT... JP3752900005	1.664,50	-1,19% -20,00		17.07.24 08:00:00	9.331.700 155.653.170,50
JAPAN STEEL WORKS LTD. JP3721400004	4.752,00	1,13% 53,00		17.07.24 08:00:00	975.600 46.557.029,00
JAPAN TOBACCO INC. REGIST... JP3726800000	4.400,00	0,59% 26,00		17.07.24 08:00:00	2.543.100 111.811.142,00
JFE HOLDINGS INC. JP3386030005	2.366,50	1,13% 26,50		17.07.24 08:00:00	4.218.800 100.063.300,00
JGC HOLDINGS CORP. JP3667600005	1.301,50	2,60% 33,00		17.07.24 08:00:00	2.632.500 34.220.445,00
JTEKT CORP. REGISTERED SH... JP3292200007	1.138,00	2,02% 22,50		17.07.24 08:00:00	1.162.500 13.232.992,50
KAJIMA CORP JP3210200006	2.924,50	1,83% 52,50		17.07.24 08:00:00	1.524.400 44.527.236,50
KANSAI EL. POWER CORP INC... JP3228600007	2.715,50	0,95% 25,50		17.07.24 08:00:00	3.753.300 102.326.424,00
KAO CORP JP3205800000	6.773,00	0,79% 53,00		17.07.24 08:00:00	877.700 59.293.939,00
KAWASAKI HEAVY INDUSTRIES... JP3224200000	6.710,00	10,43% 634,00		17.07.24 08:00:00	16.076.400 1.047.671.565,00
KAWASAKI KISEN KAISHA LTD... JP3223800008	2.403,50	-0,35% -8,50		17.07.24 08:00:00	11.400.400 276.641.317,00
KDDI CORP. JP3496400007	4.545,00	0,89% 40,00		17.07.24 08:00:00	3.638.700 165.270.791,00

KEIO CORP. JP3277800003	3.808,00	1,47% 55,00		17.07.24 08:00:00	263.100 10.006.255,00
KEISEI ELECTRIC RAILWAY C... JP3278600006	5.106,00	-0,56% -29,00		17.07.24 08:00:00	445.500 22.868.252,00
KEYENCE CORP JP3236200006	73.710,00	-0,83% -620,00		17.07.24 08:00:00	419.700 310.917.470,00
KIKKOMAN CORP JP3240400006	1.920,50	-0,13% -2,50		17.07.24 08:00:00	1.792.000 34.560.424,50
KIRIN HOLDINGS CO. LTD. JP3258000003	2.124,00	0,76% 16,00		17.07.24 08:00:00	1.852.500 39.270.774,50
KOBE STEEL LTD. JP3289800009	1.998,00	0,15% 3,00		17.07.24 08:00:00	3.514.500 70.327.743,00
KOMATSU LTD. JP3304200003	5.066,00	3,66% 179,00		17.07.24 08:00:00	6.119.500 310.202.561,00
KONAMI GROUP CORP. JP3300200007	12.005,00	0,46% 55,00		17.07.24 08:00:00	452.000 54.406.970,00
KONICA MINOLTA INC. JP3300600008	470,50	1,66% 7,70		17.07.24 08:00:00	2.609.200 12.249.196,80
KUBOTA CORP JP3266400005	2.334,50	3,57% 80,50		17.07.24 08:00:00	4.325.200 100.308.818,00
KURARAY CORP LTD. JP3269600007	1.908,00	1,54% 29,00		17.07.24 08:00:00	1.312.900 25.008.520,50
KYOCERA CORP JP3249600002	1.994,00	1,35% 26,50		17.07.24 08:00:00	6.219.500 124.011.291,00
KYOWA KIRIN CO. LTD. JP3256000005	3.178,00	2,52% 78,00		17.07.24 08:00:00	1.078.500 34.289.246,00
LASERTEC CORP. REGISTERED... JP3979200007	31.740,00	-4,97% -1.660,00		17.07.24 08:00:00	6.386.200 2.062.084.140,00
LY CORP. JP3933800009	404,60	0,27% 1,10		17.07.24 08:00:00	10.112.600 40.889.814,60
M3 INC. REGISTERED SHARES... JP3435750009	1.599,00	2,24% 35,00		17.07.24 08:00:00	4.305.200 68.891.165,00
MARUBENI CORP JP3877600001	3.138,00	2,08% 64,00		17.07.24 08:00:00	4.147.000 130.004.741,00
MARUI GROUP CORP LTD. JP3870400003	2.403,50	-0,02% -0,50		17.07.24 08:00:00	918.700 22.061.888,50
MAZDA MOTOR CORP. JP3868400007	1.520,50	-0,16% -2,50		17.07.24 08:00:00	4.402.300 67.238.618,50
MEIJI HOLDINGS CORP LTD. JP3918000005	3.658,00	0,69% 25,00		17.07.24 08:00:00	707.400 25.801.327,00
MERCARI INC. REGISTERED S... JP3921290007	2.462,50	3,55% 84,50		17.07.24 08:00:00	6.850.600 166.921.186,00
MINEBEA MITSUMI INC JP3906000009	3.734,00	3,06% 111,00		17.07.24 08:00:00	2.446.300 90.482.299,00