

# NIKKEI 225

ISIN: JP9010C00002 WKN: -

## Übersicht

30.04.2024 08:00:00

Kurs

**38.405,66** JPY

Differenz ▲ 1,24% (470,90)

### Stammdaten

ISIN	JP9010C00002
Symbol	-
Land	Japan
Anzahl der enthaltenen Werte im Index	225
Index-Typ	Kursindex
Wertpapierkategorie	Index

### Top 5

Name	Kurs	+ - (%)	Trend
MITSUBISHI...	2.773,00	+15,88	<span style="color: green;">▲</span>
KOMATSU LT...	4.755,00	+11,52	<span style="color: green;">▲</span>
TOKUYAMA C...	3.260,00	+11,40	<span style="color: green;">▲</span>
SOCIONEXT	4.691,00	+8,92	<span style="color: green;">▲</span>
...			
HITACHI LT...	14.620,00	+8,50	<span style="color: green;">▲</span>

Intraday 1W 1M 6M 1J 3J

### Flop 5

Name	Kurs	+ - (%)	Trend
M3 INC. RE...	1.691,50	-9,91	<span style="color: red;">▼</span>
NITTO DENK...	13.070,00	-8,31	<span style="color: red;">▼</span>
ADVANTEST	4.996,00	-7,29	<span style="color: red;">▼</span>
...			
ORIENTAL L...	4.362,00	-6,27	<span style="color: red;">▼</span>
SEIKO EPSO...	2.604,00	-4,86	<span style="color: red;">▼</span>

Intraday 1W 1M 6M 1J 3J



Die Wertentwicklung der Vergangenheit lässt keine verlässlichen Rückschlüsse auf die zukünftige Entwicklung eines Finanzinstruments zu.

Quelle: FactSet

### Aktuellstes Research

Märkte	Datum	Überschrift	Download
	22.02.2024	<span style="color: black;">🇩🇪</span> Aktienempfehlungen Global	<a href="#">↓</a>
	22.02.2024	<span style="color: black;">🇬🇧</span> Global Equity Ratings	<a href="#">↓</a>
	23.01.2024	<span style="color: black;">🇬🇧</span> Minor movements in the euro expected	<a href="#">↓</a>
	23.01.2024	<span style="color: black;">🇩🇪</span> Geringe Bewegungen des Euro erwartet	<a href="#">↓</a>
	27.10.2023	<span style="color: black;">🇬🇧</span> Global Equity Ratings	<a href="#">↓</a>



**Nähere Infos zu den Ländern &  
Regionen**

**➤ Märkte nach Region**

# Details

30.04.2024 08:00:00

**Kurs**

**38.405,66** JPY

Differenz ▲ 1,24% (470,90)

**Stammdaten**

ISIN	JP9010C00002
Symbol	-
Land	Japan
Wertpapierkategorie	Index
Anzahl der enthaltenen Werte im Index	225

**Marktdaten**

Eröffnung	38.345,28 JPY
Hoch	38.608,17 JPY
Tief	38.182,11 JPY
Schluss Vortag	37.934,76 JPY
Volumen (Mio.)	-
Volumen (Stück)	-

**Performance und Risiko**

	6M	1J	3J
Perf (%)	+25,11%	+33,09%	+33,29%
Perf (abs.)	+7.708,70	+9.549,22	+9.593,03
Beta	-	-	-
Volatilität	17,98	17,53	18,52

5J



Die Wertentwicklung der Vergangenheit lässt keine verlässlichen Rückschlüsse auf die zukünftige Entwicklung eines Finanzinstruments zu.

Quelle: FactSet

**Kursdaten**























Ø Kurs 5 Tage   Ø Volumen 5 Tage (Stk.)	38.107,25 JPY (0)
Ø Kurs 30 Tage   Ø Volumen 30 Tage (Stk.)	39.199,19 JPY (0)
Ø Kurs 100 Tage   Ø Volumen 100 Tage (Stk.)	37.325,45 JPY (0)
Ø Kurs 250 Tage   Ø Volumen 250 Tage	34.287,64 JPY (484.511.656)
Hoch seit 1.1.   Datum	41.087,75 JPY (22.03.2024)
Tief seit 1.1.   Datum	32.693,18 JPY (04.01.2024)
52 Wochen Hoch   Datum	41.087,75 JPY (22.03.2024)
52 Wochen Tief   Datum	28.931,81 JPY (08.05.2023)

## Enthaltene Werte

Name ISIN	Kurs	Diff % Diff /-	Performance	Datum Zeit	Gehandelte Stück Umsatz Geld
ADVANTEST CORP JP3122400009	4.996,00	-7,29% -393,00		30.04.24 08:00:00	31.992.000 1.620.358.364,00
AEON CO. LTD. REGISTERED ... JP3388200002	3.302,00	0,43% 14,00		30.04.24 08:00:00	1.783.700 58.841.881,00
AGC INC. JP3112000009	5.833,00	1,25% 72,00		30.04.24 08:00:00	736.300 42.886.380,00
AJINOMOTO CORP INC. JP3119600009	5.875,00	1,73% 100,00		30.04.24 08:00:00	1.787.600 104.797.165,00
ALPS ALPINE CO. LTD. JP3126400005	1.428,00	3,55% 49,00		30.04.24 08:00:00	2.908.400 40.949.733,00
AMADA CO LTD JP3122800000	1.727,50	0,38% 6,50		30.04.24 08:00:00	1.378.100 23.928.013,50
ANA HOLDINGS INC. JP3429800000	3.000,00	-1,96% -60,00		30.04.24 08:00:00	7.584.500 226.062.794,00
AOZORA BANK LTD. REGISTER... JP3711200000	2.454,00	-0,87% -21,50		30.04.24 08:00:00	1.323.600 32.422.876,00
ASAHI GROUP HOLDINGS LTD JP3116000005	5.405,00	-1,10% -60,00		30.04.24 08:00:00	3.269.300 176.735.044,00
ASAHI KASEI CORP JP3111200006	1.100,50	3,04% 32,50		30.04.24 08:00:00	5.595.300 61.335.697,00
ASTELLAS PHARMA INC. JP3942400007	1.514,00	0,53% 8,00		30.04.24 08:00:00	10.248.700 154.916.938,50
BANDAI NAMCO HOLDINGS INC... JP3778630008	2.962,00	1,13% 33,00		30.04.24 08:00:00	1.744.400 51.726.452,50
BRIDGESTONE CORP. REGISTE... JP3830800003	6.979,00	3,78% 254,00		30.04.24 08:00:00	2.351.500 163.222.758,00
CANON INC. JP3242800005	4.280,00	1,57% 66,00		30.04.24 08:00:00	7.344.000 313.157.716,00
CASIO COMPUTER CORP LTD. JP3209000003	1.318,00	1,46% 19,00		30.04.24 08:43:02	693.500 9.119.397,00
CENTRAL JAPAN RAILWAY CO.... JP3566800003	3.617,00	1,43% 51,00		30.04.24 08:00:00	3.894.800 140.431.245,00
CHIBA BANK LTD. JP3511800009	1.335,00	0,04% 0,50		30.04.24 08:00:00	2.086.800 27.803.020,50
CHUBU ELECTRIC POWER CORP... JP3526600006	2.025,00	3,61% 70,50		30.04.24 08:00:00	4.248.900 86.118.604,00
CHUGAI PHARMACEUTICAL CO ... JP3519400000	5.050,00	4,08% 198,00		30.04.24 08:00:00	2.773.500 139.818.200,00
CITIZEN WATCH CO. LTD. JP3352400000	1.048,00	1,35% 14,00		30.04.24 08:00:00	817.000 8.508.359,00
COMSYS HOLDINGS CORP. REG... JP3305530002	3.690,00	-1,60% -60,00		30.04.24 08:00:00	464.600 17.264.914,00
CONCORDIA FINANCIAL GROUP... JP3305990008	851,70	0,70% 5,90		30.04.24 08:00:00	6.241.100 52.858.868,20
CREDIT SAISON CORP LTD. JP3271400008	2.926,50	1,54% 44,50		30.04.24 08:00:00	662.700 19.284.799,00

CYBERAGENT INC. JP331140000	989,70	-3,82% -39,30		30.04.24 08:43:02	11.246.100 112.309.850,10
DAI NIPPON PRINTING CORP ... JP3493800001	4.606,00	1,12% 51,00	█	30.04.24 08:00:00	635.400 29.205.309,00
DAI-ICHI LIFE HOLDINGS IN... JP3476480003	3.649,00	1,05% 38,00	█	30.04.24 08:00:00	3.747.600 136.127.228,00
DAIICHI SANKYO CO LTD JP3475350009	5.364,00	7,07% 354,00	█	30.04.24 08:00:00	10.768.000 571.574.407,00
DAIKIN INDUSTRIES LTD. JP3481800005	21.745,00	2,76% 585,00	█	30.04.24 08:00:00	2.306.400 499.972.070,00
DAIWA HOUSE INDUSTRY CO. ... JP3505000004	4.440,00	2,07% 90,00	█	30.04.24 08:00:00	1.844.400 81.674.999,00
DAIWA SECURITIES GROUP IN... JP3502200003	1.162,00	2,97% 33,50	█	30.04.24 08:00:00	10.218.700 118.143.789,50
DENA CO LTD JP3548610009	1.596,00	-0,03% -0,50		30.04.24 08:00:00	1.081.800 17.180.076,00
DENKA CO. LTD. JP3549600009	2.338,50	1,90% 43,50	█	30.04.24 08:00:00	382.900 8.913.798,50
DENSO CORP JP3551500006	2.691,50	-2,38% -65,50		30.04.24 08:00:00	12.255.200 331.951.348,00
DENTSU GROUP INC. JP3551520004	4.269,00	1,19% 50,00	█	30.04.24 08:00:00	733.700 31.214.068,00
DIC CORP JP3493400000	2.955,50	1,39% 40,50	█	30.04.24 08:00:00	372.700 10.987.559,50
DISCO CORP. REGISTERED SH... JP3548600000	45.800,00	-0,46% -210,00		30.04.24 08:00:00	2.389.300 1.100.600.140,00
DOWA HOLDINGS INC. JP3638600001	5.917,00	1,98% 115,00	█	30.04.24 08:00:00	326.600 19.375.241,00
EAST JAPAN RAILWAY CORP JP3783600004	2.893,00	0,52% 15,00		30.04.24 08:00:00	4.107.200 118.518.880,50
EBARA CORP JP3166000004	13.110,00	1,47% 190,00	█	30.04.24 08:00:00	639.500 84.019.305,00
EISAI CO. LTD. JP3160400002	6.502,00	4,20% 262,00	█	30.04.24 08:00:00	2.085.800 134.554.325,00
ENEOS HOLDINGS INC. JP3386450005	730,90	2,67% 19,00	█	30.04.24 08:00:00	14.463.000 105.102.701,40
FANUC CORP. JP3802400006	4.627,00	2,19% 99,00	█	30.04.24 08:00:00	5.496.300 255.106.004,00
FAST RETAILING CO. LTD. R... JP3802300008	41.550,00	0,39% 160,00		30.04.24 08:00:00	1.316.200 550.315.160,00
FUJI ELECTRIC CO. LTD. JP3820000002	9.872,00	-0,30% -30,00		30.04.24 08:35:31	1.496.300 147.236.972,00
FUJIFILM HOLDINGS CORP JP3814000000	3.377,00	1,47% 49,00	█	30.04.24 08:35:31	3.647.000 123.377.989,00
FUJIKURA LTD. REGISTERED ... JP3811000003	2.728,00	1,04% 28,00	█	30.04.24 08:00:00	4.074.400 111.724.689,50
FUJITSU LTD. JP3818000006	2.435,50	0,41% 10,00		30.04.24 08:00:00	10.672.900 260.323.880,50
FUKUOKA FINANCIAL GROUP JP3805010000	4.197,00	0,29% 12,00		30.04.24 08:00:00	709.900 29.731.959,00
FURUKAWA ELECTRIC CORP LT... JP3827200001	3.387,00	1,47% 49,00	█	30.04.24 08:00:00	702.300 23.833.681,00
GS YUASA CORP. JP3385820000	2.980,50	2,44% 71,00	█	30.04.24 08:00:00	511.900 15.258.272,00
HASEKO CORP	1.904,50	1,22%	█	30.04.24	789.200

JP3768600003		23,00		08:00:00	15.036.481,50
HINO MOTORS LTD. JP3792600003	460,70	1,86% 8,40		30.04.24 08:00:00	3.343.200 15.428.891,40
HITACHI CONSTR. MACH. CO.... JP3787000003	4.538,00	3,96% 173,00		30.04.24 08:00:00	1.576.500 71.235.021,00
HITACHI LTD. JP3788600009	14.620,00	8,50% 1.145,00		30.04.24 08:00:00	8.828.800 1.311.566.405,00
HITACHI ZOSEN CORP. JP3789000001	1.226,00	1,74% 21,00		30.04.24 08:00:00	1.110.000 13.613.945,00
HONDA MOTOR CORP LTD. JP3854600008	1.812,00	3,51% 61,50		30.04.24 08:00:00	13.717.800 248.126.099,50
HOYA CORP JP3837800006	18.470,00	0,71% 130,00		30.04.24 08:00:00	895.500 166.040.615,00
IDEMITSU KOSAN CO. LTD. JP3142500002	1.074,50	2,53% 26,50		30.04.24 08:00:00	5.911.000 63.211.199,50
IHI CORP JP3134800006	3.787,00	6,26% 223,00		30.04.24 08:00:00	3.805.500 142.454.373,00
INPEX CORP. JP3294460005	2.392,50	0,82% 19,50		30.04.24 08:00:00	6.553.200 156.640.936,00
ISETAN MITSUKOSHI HLDGS. .... JP3894900004	2.222,50	-0,74% -16,50		30.04.24 08:00:00	2.348.100 52.154.622,00
ISUZU MOTORS LTD. JP3137200006	1.999,50	2,56% 50,00		30.04.24 08:00:00	2.446.900 48.685.630,50
ITOCU CORP. JP3143600009	7.136,00	3,45% 238,00		30.04.24 08:00:00	4.884.200 346.603.720,00
J. FRONT RETAILING CO. LT... JP3386380004	1.376,50	-1,68% -23,50		30.04.24 08:00:00	3.220.900 44.399.400,50
JAPAN AIRLINES CO. LTD. JP3705200008	2.799,50	-1,46% -41,50		30.04.24 08:00:00	3.361.400 94.044.585,00
JAPAN EXCHANGE GROUP INC. JP3183200009	3.707,00	-2,29% -87,00		30.04.24 08:00:00	5.106.000 191.648.825,00
JAPAN POST HOLDINGS CO.LT... JP3752900005	1.511,00	1,61% 24,00		30.04.24 08:00:00	8.622.800 129.871.331,00
JAPAN STEEL WORKS LTD. JP3721400004	3.850,00	2,20% 83,00		30.04.24 08:00:00	803.800 30.883.933,00
JAPAN TOBACCO INC. REGIST... JP3726800000	4.245,00	1,63% 68,00		30.04.24 08:00:00	5.996.400 253.474.091,00
JFE HOLDINGS INC. JP3386030005	2.361,00	1,05% 24,50		30.04.24 08:00:00	3.445.500 81.165.238,00
JGC HOLDINGS CORP. JP3667600005	1.521,50	1,43% 21,50		30.04.24 08:00:00	1.224.100 18.603.365,00
JTEKT CORP. REGISTERED SH... JP3292200007	1.224,00	-2,86% -36,00		30.04.24 08:00:00	3.977.900 48.770.222,00
KAJIMA CORP JP3210200006	3.033,00	2,50% 74,00		30.04.24 08:00:00	1.258.000 38.045.254,50
KANSAI EL. POWER CORP INC... JP3228600007	2.358,50	2,48% 57,00		30.04.24 08:00:00	5.055.200 118.054.265,50
KAO CORP JP3205800000	6.525,00	2,19% 140,00		30.04.24 08:00:00	1.655.900 107.608.282,00
KAWASAKI HEAVY INDUSTRIES... JP3224200000	4.897,00	3,90% 184,00		30.04.24 08:00:00	1.903.800 92.600.864,00
KAWASAKI KISEN KAISHA LTD... JP3223800008	2.211,00	5,71% 119,50		30.04.24 08:00:00	22.647.000 492.900.052,50
KDDI CORP. JP3496400007	4.400,00	0,46% 20,00		30.04.24 08:00:00	4.148.800 182.235.304,00

KEIO CORP. JP3277800003	3.863,00	0,13% 5,00		30.04.24 08:35:32	307.400 11.902.104,00
KEISEI ELECTRIC RAILWAY C... JP3278600006	5.893,00	-0,57% -34,00		30.04.24 08:00:00	1.275.900 75.163.933,00
KEYENCE CORP JP3236200006	70.300,00	0,99% 690,00		30.04.24 08:00:00	908.100 636.049.800,00
KIKKOMAN CORP JP3240400006	1.887,50	-3,60% -70,50		30.04.24 08:00:00	4.691.300 89.078.451,00
KIRIN HOLDINGS CO. LTD. JP3258000003	2.300,50	1,21% 27,50		30.04.24 08:00:00	3.207.800 73.455.489,00
KOBE STEEL LTD. JP3289800009	1.933,50	1,76% 33,50		30.04.24 08:00:00	4.139.000 79.524.384,00
KOMATSU LTD. JP3304200003	4.755,00	11,52% 491,00		30.04.24 08:00:00	12.797.000 600.376.599,00
KONAMI GROUP CORP. JP3300200007	9.554,00	1,04% 98,00		30.04.24 08:00:00	331.900 31.686.441,00
KONICA MINOLTA INC. JP3300600008	525,00	1,10% 5,70		30.04.24 08:00:00	2.025.400 10.619.121,10
KUBOTA CORP JP3266400005	2.545,50	3,41% 84,00		30.04.24 08:00:00	4.170.100 105.636.876,00
KURARAY CORP LTD. JP3269600007	1.746,00	1,48% 25,50		30.04.24 08:00:00	1.129.000 19.660.876,00
KYOCERA CORP JP3249600002	1.932,50	0,26% 5,00		30.04.24 08:00:00	5.506.500 106.223.878,50
KYOWA KIRIN CO. LTD. JP3256000005	2.649,00	0,72% 19,00		30.04.24 08:00:00	1.219.400 32.380.223,00
LASERTEC CORP. REGISTERED... JP3979200007	34.600,00	1,53% 520,00		30.04.24 08:00:00	5.226.400 1.792.088.180,00
LY CORP. JP3933800009	383,10	1,14% 4,30		30.04.24 08:00:00	19.536.200 74.563.103,30
M3 INC. REGISTERED SHARES... JP3435750009	1.691,50	-9,91% -186,00		30.04.24 08:00:00	13.090.300 221.371.478,50
MARUBENI CORP JP3877600001	2.824,00	4,36% 118,00		30.04.24 08:00:00	10.498.600 295.505.990,00
MARUI GROUP CORP LTD. JP3870400003	2.419,00	-0,39% -9,50		30.04.24 08:00:00	680.200 16.501.765,50
MAZDA MOTOR CORP. JP3868400007	1.804,00	7,51% 126,00		30.04.24 08:00:00	7.936.600 141.007.587,50
MEIJI HOLDINGS CORP LTD. JP3918000005	3.525,00	0,74% 26,00		30.04.24 08:00:00	729.400 25.682.246,00
MERCARI INC. REGISTERED S... JP3921290007	1.842,50	3,54% 63,00		30.04.24 08:43:01	3.577.600 65.240.117,50
MINEBEA MITSUMI INC JP3906000009	2.981,50	0,74% 22,00		30.04.24 08:00:00	1.255.800 37.566.980,50