

## LEADING EDGE MATERIALS CORP.

ISIN: CA52171T1003 WKN: -

## Overview

2024/07/26 18:05:05

Price  
0.0728 USDDifference  -2.15% (-0.00)

## General attributes

ISIN	CA52171T1003
Symbol	LEMSE
Exchange	FINRA other OTC Issues
Currency	USD
Sector	Energy / Commodities
Security type	Stock
Market cap (m)	14 EUR
Benchmark	S&P/TSX 60 INDEX

## Market data

Bid (Bid size)	-
Ask (Ask size)	-
Open	0.0754 USD
High	0.0754 USD
Low	0.0728 USD
Close (prev. day)	0.0744 USD
VWAP	0.073171 USD
Volume (pcs)	3,500
Trading volume	256.10
Number of trades	2
Last size	3,000

## Futures and Options











Related Futures	-
Related Options	-

5y



Information about previous performance does not guarantee future performance.  
Source: FactSet

## Recent research

on sector			
Date		Headline	Download
2024/07/26		Equity Weekly	
2024/07/24		Global Equity Ratings	
2024/07/24		Aktienempfehlungen Global	
2024/07/15		Aktienempfehlungen Global	
2024/07/12		Equity Weekly	

## Details

2024/07/26 18:05:05

**Price**  
0.0728 USD

**Difference**  -2.15% (-0.00)

## General attributes

ISIN	CA52171T1003
Symbol	LEMSE
Exchange	FINRA other OTC Issues
Currency	USD
Sector	Energy / Commodities
Security type	Stock
Market cap (m)	14 EUR
Benchmark	S&P/TSX 60 INDEX

## Market data

Bid (Bid size)	-
Ask (Ask size)	-
Open	0.0754 USD
High	0.0754 USD
Low	0.0728 USD
Close (prev. day)	0.0744 USD
VWAP	0.073171 USD
Volume (pcs)	3,500
Trading volume	256.10
Number of trades	2
Last size	3,000

## Performance and Risk

	6m	1y	3y
Perf (%)	-39.33%	-33.82%	-61.28%
Perf (abs.)	-0.05	-0.04	-0.12
Beta	-0.50	0.29	1.09
Volatility	106.75	103.87	99.10

5y



Information about previous performance does not guarantee future performance.  
Source: FactSet

## Price data

Ø price 5 days   Ø volume 5 days (pcs.)	0.0728 USD (8,690)
Ø price 30 days   Ø volume 30 days (pcs.)	0.0809 USD (17,718)
Ø price 100 days   Ø volume 100 days (pcs.)	0.0794 USD (16,788)
Ø price 250 days   Ø volume 250 days (pcs.)	0.0954 USD (26,674)
YTD High   date	0.1200 USD (2024/01/26)
YTD Low   date	0.0520 USD (2024/05/14)
52 Weeks High   date	0.1400 USD (2023/10/24)
52 Weeks Low   date	0.0520 USD (2024/05/14)

## All listings for LEADING EDGE MATERIALS CORP.

Exchange 	Date	Time	Price	Trading volume (mio.)	Number of trades
TSX Venture Exchange	2024/07/26	18:05	0.105 CAD	0.00	2
Stuttgart	2024/07/26	14:44	0.0566 EUR	0.00	4
London Stock Exchange	2023/03/21	15:44	0.175 CAD	0.00	1
Frankfurt	2024/07/26	08:05	0.0602 EUR	0.00	2
First North	2024/07/26	18:00	0.86 SEK	0.02	18

Stockholm	26						
FINRA other OTC Issues	2024/07/ 26	18:05	0.0728	USD	0.00		2
Berlin	2024/07/ 26	20:48	0.0752	EUR	0.00		20

## Company profile

### Company Logo



### Company Profile

-

### Contact Details

LEADING EDGE MATERIALS

--

----

Telefon: -

Fax: -

E-mail: -