

ERICSSON NIKOLA TESLA D.D. NPV

ISIN: HRERNTRA0000 WKN: -

Overview

2024/04/26 16:25:00

Price

203.00 EUR

Difference  -0.49% (-1.00)

General attributes

ISIN HRERNTRA0000

Symbol ERNT

Exchange Zagreb Stock Exchange

Currency EUR

Sector -

Security type Stock

Market cap (m) 270 EUR

Benchmark MSCI WORLD INDEX (STRD, UHD)

Market data

Bid (Bid size) 202.00 EUR (153)

Ask (Ask size) 204.00 EUR (71)

Open 203.00 EUR

High 204.00 EUR

Low 202.00 EUR

Close (prev. day) 204.00 EUR

VWAP 203.149451 EUR

Volume (pcs) 455

Trading volume 92,433.00

Number of trades 14

Last size -

Futures and Options

Related Futures -

Related Options -










5y



Information about previous performance does not guarantee future performance.

Source: FactSet

Recent research

| on market | | | |
|------------|---|-------------------------|---|
| Date | | Headline | Download |
| 2024/03/26 |  | Global Strategy 2Q 2024 |  |
| 2024/03/26 |  | Global Strategy 2Q 2024 |  |
| 2024/01/09 |  | Global Strategy 1Q 2024 |  |
| 2024/01/09 |  | Global Strategy 1Q 2024 |  |
| 2023/09/29 |  | Global Strategy 4Q 2023 |  |

Details

2024/04/26 16:25:00

Price

203.00 EUR

 Difference ▼ -0.49% (-1.00)

General attributes

| | |
|----------------|------------------------------|
| ISIN | HRERNTRA0000 |
| Symbol | ERNT |
| Exchange | Zagreb Stock Exchange |
| Currency | EUR |
| Sector | - |
| Security type | Stock |
| Market cap (m) | 270 EUR |
| Benchmark | MSCI WORLD INDEX (STRD, UHD) |

Market data

| | |
|-------------------|------------------|
| Bid (Bid size) | 202.00 EUR (153) |
| Ask (Ask size) | 204.00 EUR (71) |
| Open | 203.00 EUR |
| High | 204.00 EUR |
| Low | 202.00 EUR |
| Close (prev. day) | 204.00 EUR |
| VWAP | 203.149451 EUR |
| Volume (pcs) | 455 |
| Trading volume | 92,433.00 |
| Number of trades | 14 |
| Last size | - |

Performance and Risk

| | 6m | 1y | 3y |
|-------------|--------|--------|--------|
| Perf (%) | +1.50% | -8.14% | -7.30% |
| Perf (abs.) | +3.00 | -18.00 | -15.99 |
| Beta | -0.13 | -0.03 | 0.14 |
| Volatility | 20.27 | 19.24 | 21.01 |

5y



Information about previous performance does not guarantee future performance.
Source: FactSet

Price data

| | |
|---|-------------------------|
| Ø price 5 days Ø volume 5 days (pcs.) | 205.00 EUR (502) |
| Ø price 30 days Ø volume 30 days (pcs.) | 206.87 EUR (351) |
| Ø price 100 days Ø volume 100 days (pcs.) | 205.08 EUR (517) |
| Ø price 250 days Ø volume 250 days (pcs.) | 207.24 EUR (338) |
| YTD High date | 226.00 EUR (2024/01/08) |
| YTD Low date | 194.00 EUR (2024/03/13) |
| 52 Weeks High date | 226.00 EUR (2023/04/27) |
| 52 Weeks Low date | 191.50 EUR (2023/12/01) |

Arbitrage views

| Exchange | Date | Time | Price | Trading volume (mio.) | Number of trades |
|-----------------------|------------|-------|------------|-----------------------|------------------|
| Zagreb Stock Exchange | 2024/04/26 | 16:25 | 203.00 EUR | 0.09 | 14 |

Company profile

Company Logo

Contact Details

ERICSSON NIKOLA TESLA

--

Telefon: -

Fax: -

E-mail: -

Company Profile

-