

## HONDA MOTOR CORP LTD.

ISIN: JP3854600008 WKN: 7267

## Overview

2024/07/16 22:26:28

Price  
9.952 EURDifference  -0.48% (-0.05)

## General attributes

ISIN	JP3854600008
Symbol	7267
Exchange	Tradegate
Currency	EUR
Sector	Automotive
Security type	Stock
Market cap (m)	47,928 EUR
Benchmark	NIKKEI 225

## Market data

Bid (Bid size)	9.836 EUR (500)
Ask (Ask size)	9.99 EUR (500)
Open	9.882 EUR
High	9.996 EUR
Low	9.882 EUR
Close (prev. day)	10.00 EUR
VWAP	9.98253 EUR
Volume (pcs)	1,701
Trading volume	16,980.28
Number of trades	3
Last size	-

## Futures and Options










Related Futures	-
Related Options	-

5y



Information about previous performance does not guarantee future performance.  
Source: FactSet

## Recent research

on sector		on market	
Date		Headline	Download
2024/07/15		Aktienempfehlungen Global	
2024/07/12		Global Equity Ratings	
2024/07/09		Aktienempfehlungen Österreich	
2024/06/24		Aktienempfehlungen Österreich	
2024/06/21		Global Equity Ratings	

## Details

2024/07/16 22:26:28

### Price

9.952 EUR

 Difference ▼ -0.48% (-0.05)

### General attributes

ISIN	JP3854600008
Symbol	7267
Exchange	Tradegate
Currency	EUR
Sector	Automotive
Security type	Stock
Market cap (m)	47,928 EUR
Benchmark	NIKKEI 225

### Market data

Bid (Bid size)	9.836 EUR (500)
Ask (Ask size)	9.99 EUR (500)
Open	9.882 EUR
High	9.996 EUR
Low	9.882 EUR
Close (prev. day)	10.00 EUR
VWAP	9.98253 EUR
Volume (pcs)	1,701
Trading volume	16,980.28
Number of trades	3
Last size	-

### Performance and Risk

	6m	1y	3y
Perf (%)	+0.99%	+11.15%	+10.64%
Perf (abs.)	+0.10	+1.00	+0.96
Beta	0.89	1.03	0.93
Volatility	22.02	23.86	23.38

5y



Information about previous performance does not guarantee future performance.

Source: FactSet

### Price data

Ø price 5 days   Ø volume 5 days (pcs.)	9.913 EUR (1,316)
Ø price 30 days   Ø volume 30 days (pcs.)	9.946 EUR (2,314)
Ø price 100 days   Ø volume 100 days (pcs.)	10.542 EUR (1,990)
Ø price 250 days   Ø volume 250 days (pcs.)	10.212 EUR (2,393)
YTD High   date	11.675 EUR (2024/03/22)
YTD Low   date	9.232 EUR (2024/01/03)
52 Weeks High   date	11.675 EUR (2024/03/22)
52 Weeks Low   date	8.750 EUR (2023/12/15)

### Arbitrage views

Exchange	Date	Time	Price	Trading volume (mio.)	Number of trades
Tradegate	2024/07/16	22:26	9.952 EUR	0.02	3
Tokyo Stock Exchange	2024/07/17	08:00	1,716.00 JPY	570.76	8,279
Stuttgart	2024/07/17	08:17	9.902 EUR	0.00	1
Munich	2024/07/17	08:18	9.858 EUR	0.00	1
Hanover	2024/07/17	08:09	9.862 EUR	0.00	1

	17					
Hamburg	2024/07/17	08:06	9.866 EUR	0.00		1
Frankfurt	2024/07/17	08:07	9.866 EUR	0.00		1
FINRA other OTC Issues	2024/07/17	15:33	10.7859 USD	0.04		4
Duesseldorf	2024/07/17	16:31	9.806 EUR	0.00		4
Berlin	2024/07/17	08:08	9.886 EUR	0.00		1

## Company profile

### Company Logo



### Contact Details

HONDA MOTOR CO. LTD.

--

1-1, Minami-Aoyama 2-chome, Minato-Ku -  
107-8556 Tokyo

Telefon: +81-3-423-1111

Fax: +

E-mail: -

### Company Profile

-

#### Members of Management Board

Toshihiro Mibe Chairman of Managing Board

Keiji Ohtsu Member of Executive Committee

Kohei Takeuchi Member of Executive Committee

Noriaki Abe Member of Executive Committee

Seiji Kuraishi Member of Executive Committee

Shinji Aoyama Member of Executive Committee

#### Board of directors

Seiji Kuraishi Chairman of Supervisory Board

Asako Suzuki Member of Supervisory Board

Fumiya Kokubu Member of Supervisory Board

Kazuhiro Higashi Member of Supervisory Board

Kunihiko Sakai Member of Supervisory Board

Masafumi Suzuki Member of Supervisory Board

Noriya Kaihara Member of Supervisory Board

Ryoko Nagata Member of Supervisory Board

Shinji Aoyama Member of Supervisory Board

Yoichiro Ogawa Member of Supervisory Board