

NOVO RESOURCES CORP

ISIN: CA67010B1022 WKN: -

Overview

2024/07/26 21:58:40

Price
0.0721 USDDifference  -3.87% (-0.00)

General attributes

| | |
|----------------|------------------------|
| ISIN | CA67010B1022 |
| Symbol | NVO |
| Exchange | FINRA other OTC Issues |
| Currency | USD |
| Sector | Energy / Commodities |
| Security type | Stock |
| Market cap (m) | 25 EUR |
| Benchmark | S&P/TSX 60 INDEX |

Market data

| | |
|-------------------|--------------|
| Bid (Bid size) | - |
| Ask (Ask size) | - |
| Open | 0.0869 USD |
| High | 0.0869 USD |
| Low | 0.0716 USD |
| Close (prev. day) | 0.075 USD |
| VWAP | 0.075737 USD |
| Volume (pcs) | 192,244 |
| Trading volume | 14,560.54 |
| Number of trades | 101 |
| Last size | 500 |

Futures and Options




| | |
|-----------------|---|
| Related Futures | - |
| Related Options | - |

5y



Information about previous performance does not guarantee future performance.
Source: FactSet

Recent research

| on sector | | | |
|------------|---|---------------------------|---|
| Date | | Headline | Download |
| 2024/07/26 |  | Equity Weekly |  |
| 2024/07/24 |  | Global Equity Ratings |  |
| 2024/07/24 |  | Aktienempfehlungen Global |  |
| 2024/07/15 |  | Aktienempfehlungen Global |  |
| 2024/07/12 |  | Equity Weekly |  |

Details

2024/07/26 21:58:40

Price

0.0721 USD

Difference ▼ -3.87% (-0.00)

General attributes

| | |
|----------------|------------------------|
| ISIN | CA67010B1022 |
| Symbol | NVO |
| Exchange | FINRA other OTC Issues |
| Currency | USD |
| Sector | Energy / Commodities |
| Security type | Stock |
| Market cap (m) | 25 EUR |
| Benchmark | S&P/TSX 60 INDEX |

Market data

| | |
|-------------------|--------------|
| Bid (Bid size) | - |
| Ask (Ask size) | - |
| Open | 0.0869 USD |
| High | 0.0869 USD |
| Low | 0.0716 USD |
| Close (prev. day) | 0.075 USD |
| VWAP | 0.075737 USD |
| Volume (pcs) | 192,244 |
| Trading volume | 14,560.54 |
| Number of trades | 101 |
| Last size | 500 |

Performance and Risk

| | 6m | 1y | 3y |
|-------------|---------|---------|---------|
| Perf (%) | -42.85% | -53.18% | -95.63% |
| Perf (abs.) | -0.05 | -0.08 | -1.58 |
| Beta | -0.08 | 0.21 | 0.46 |
| Volatility | 80.87 | 79.22 | 81.52 |

5y



Information about previous performance does not guarantee future performance.
Source: FactSet

Price data

| | |
|---|-------------------------|
| Ø price 5 days Ø volume 5 days (pcs.) | 0.0751 USD (95,050) |
| Ø price 30 days Ø volume 30 days (pcs.) | 0.0780 USD (150,180) |
| Ø price 100 days Ø volume 100 days (pcs.) | 0.0960 USD (145,506) |
| Ø price 250 days Ø volume 250 days (pcs.) | 0.1142 USD (119,714) |
| YTD High date | 0.1440 USD (2024/01/08) |
| YTD Low date | 0.0679 USD (2024/06/28) |
| 52 Weeks High date | 0.1724 USD (2023/08/11) |
| 52 Weeks Low date | 0.0679 USD (2024/06/28) |

All listings for NOVO RESOURCES CORP

| Exchange | Date | Time | Price | Trading volume (mio.) | Number of trades |
|------------------------|------------|-------|------------|-----------------------|------------------|
| Tradegate | 2024/07/26 | 22:02 | 0.0682 EUR | 0.00 | 1 |
| Toronto Stock Exchange | 2024/07/26 | 19:43 | 0.105 CAD | 0.00 | 3 |
| Stuttgart | 2024/07/26 | 14:44 | 0.0648 EUR | 0.00 | 5 |
| Frankfurt | 2024/07/26 | 08:05 | 0.0624 EUR | 0.00 | 2 |
| FINRA other OTC | 2024/07/26 | 21:58 | 0.0721 USD | 0.01 | 101 |

Company profile

Company Logo



Company Profile

-

Contact Details

NOVO RESOURCES CORP

--

Telefon: -

Fax: -

E-mail: -