

DOLLY VARDEN SILVER CORP

ISIN: CA2568272058 WKN: -

Overview

2024/09/03 22:00:00

Price

1.01 CAD

Difference  -0.98% (-0.01)

General attributes

ISIN	CA2568272058
Symbol	DV
Exchange	TSX Venture Exchange
Currency	CAD
Sector	Energy / Commodities
Security type	Stock
Market cap (m)	194 EUR
Benchmark	S&P/TSX 60 INDEX

Market data

Bid (Bid size)	1.01 CAD (3,000)
Ask (Ask size)	1.04 CAD (9,700)
Open	1.03 CAD
High	1.04 CAD
Low	1.00 CAD
Close (prev. day)	1.02 CAD
VWAP	1.019124 CAD
Volume (pcs)	301,154
Trading volume	306,913.15
Number of trades	240
Last size	100

Futures and Options





Related Futures	-
Related Options	-

5y



Information about previous performance does not guarantee future performance.
Source: FactSet

Recent research

on sector	Date	Headline	Download
	2024/08/26	 Aktienempfehlungen Österreich	
	2024/08/23	 Equity Weekly	
	2024/08/13	 Aktienempfehlungen Österreich	
	2024/08/12	 Global Equity Ratings	
	2024/08/12	 Aktienempfehlungen Global	

Details

2024/09/03 22:00:00

Price

1.01 CAD

Difference ▼ -0.98% (-0.01)

General attributes

ISIN	CA2568272058
Symbol	DV
Exchange	TSX Venture Exchange
Currency	CAD
Sector	Energy / Commodities
Security type	Stock
Market cap (m)	194 EUR
Benchmark	S&P/TSX 60 INDEX

Market data

Bid (Bid size)	1.01 CAD (3,000)
Ask (Ask size)	1.04 CAD (9,700)
Open	1.03 CAD
High	1.04 CAD
Low	1.00 CAD
Close (prev. day)	1.02 CAD
VWAP	1.019124 CAD
Volume (pcs)	301,154
Trading volume	306,913.15
Number of trades	240
Last size	100

Performance and Risk

	6m	1y	3y
Perf (%)	+38.36%	+36.49%	+60.32%
Perf (abs.)	+0.28	+0.27	+0.38
Beta	1.80	1.47	1.40
Volatility	64.46	65.94	75.92

5y



Information about previous performance does not guarantee future performance.
Source: FactSet

Price data

Ø price 5 days Ø volume 5 days (pcs.)	1.05 CAD (211,233)
Ø price 30 days Ø volume 30 days (pcs.)	1.06 CAD (284,867)
Ø price 100 days Ø volume 100 days (pcs.)	1.05 CAD (269,583)
Ø price 250 days Ø volume 250 days (pcs.)	0.88 CAD (234,199)
YTD High date	1.29 CAD (2024/05/21)
YTD Low date	0.62 CAD (2024/01/29)
52 Weeks High date	1.29 CAD (2024/05/21)
52 Weeks Low date	0.58 CAD (2023/09/12)

All listings for DOLLY VARDEN SILVER CORP

Exchange	Date	Time	Price	Trading volume (mio.)	Number of trades
Tradegate	2024/09/03	22:26	0.668 EUR	0.00	2
TSX Venture Exchange	2024/09/03	22:00	1.01 CAD	0.31	240
Stuttgart	2024/09/03	21:44	0.674 EUR	0.00	8
Munich	2024/09/03	21:26	0.68 EUR	0.00	2
London Stock	2024/07/	17:03	1.145 CAD	0.00	1

Exchange	10					
Frankfurt	2024/09/03	10:48	0.718	EUR	0.00	1
FINRA other OTC Issues	2024/09/03	21:59	0.7512	USD	0.35	316
Duesseldorf	2024/09/03	08:12	0.664	EUR	0.00	3
Berlin	2024/09/03	20:48	0.667	EUR	0.00	22

Company profile

Company Logo



Company Profile

-

Contact Details

DOLLY VARDEN SILVER

--

Telefon: -

Fax: -

E-mail: -