

## TOYOTA TSUSHO CORP

ISIN: JP3635000007 WKN: 8015

## Overview

2024/07/26 08:00:00

Price  
2,869.00 JPYDifference  -0.43% (-12.50)

## General attributes

ISIN	JP3635000007
Symbol	8015
Exchange	Tokyo Stock Exchange
Currency	JPY
Sector	Technology
Security type	Stock
Market cap (m)	18,138 EUR
Benchmark	NIKKEI 225

## Market data

Bid (Bid size)	2,867.00 JPY (300)
Ask (Ask size)	2,873.00 JPY (300)
Open	2,882.00 JPY
High	2,917.50 JPY
Low	2,863.00 JPY
Close (prev. day)	2,881.50 JPY
VWAP	2,884.9044 JPY
Volume (pcs)	1,827,100
Trading volume	52,710,088.50
Number of trades	4,552
Last size	667,100

## Futures and Options











Related Futures	-
Related Options	-

5y



Information about previous performance does not guarantee future performance.  
Source: FactSet

## Recent research

on sector	on market		
Date		Headline	Download
2024/07/26		Equity Weekly	
2024/07/24		Global Equity Ratings	
2024/07/24		Aktienempfehlungen Global	
2024/07/15		Aktienempfehlungen Global	
2024/07/12		Global Equity Ratings	

## Details

2024/07/26 08:00:00

## Price

2,869.00 JPY

Difference ▼ -0.43% (-12.50)

## General attributes

ISIN	JP3635000007
Symbol	8015
Exchange	Tokyo Stock Exchange
Currency	JPY
Sector	Technology
Security type	Stock
Market cap (m)	18,138 EUR
Benchmark	NIKKEI 225

## Market data

Bid (Bid size)	2,867.00 JPY (300)
Ask (Ask size)	2,873.00 JPY (300)
Open	2,882.00 JPY
High	2,917.50 JPY
Low	2,863.00 JPY
Close (prev. day)	2,881.50 JPY
VWAP	2,884.9044 JPY
Volume (pcs)	1,827,100
Trading volume	52,710,088.50
Number of trades	4,552
Last size	667,100

## Performance and Risk

	6m	1y	3y
Perf (%)	-9.20%	+13.82%	+63.94%
Perf (abs.)	-290.66	+348.34	+1,119.00
Beta	1.13	1.27	1.26
Volatility	29.07	31.91	31.89

5y



Information about previous performance does not guarantee future performance.  
Source: FactSet

## Price data

Ø price 5 days   Ø volume 5 days (pcs.)	2,965.00 JPY (1,763,940)
Ø price 30 days   Ø volume 30 days (pcs.)	3,108.74 JPY (2,268,078)
Ø price 100 days   Ø volume 100 days (pcs.)	3,209.50 JPY (2,402,686)
Ø price 250 days   Ø volume 250 days (pcs.)	3,019.33 JPY (2,519,676)
YTD High   date	3,545.00 JPY (2024/03/22)
YTD Low   date	2,724.66 JPY (2024/01/04)
52 Weeks High   date	3,545.00 JPY (2024/03/22)
52 Weeks Low   date	2,445.33 JPY (2023/07/28)

## All listings for TOYOTA TSUSHO CORP

Exchange	Date	Time	Price	Trading volume (mio.)	Number of trades
Tradegate	2024/07/26	22:02	17.50 EUR	0.00	1
Tokyo Stock Exchange	2024/07/26	08:00	2,869.00 JPY	52.71	4,552
Stuttgart	2024/07/26	08:15	17.00 EUR	0.00	3
Frankfurt	2024/07/26	08:02	17.00 EUR	0.00	2
FINRA other OTC	2024/07/26	15:30	19.18 USD	0.02	2

Issues	16					
Duesseldorf	2024/07/26	19:31	16.90 EUR	0.00		7

## Company profile

### Company Logo



### Contact Details

TOYOTA TSUSHO CORP.

--

Century Toyota Building, 4-9-8 Meieki -  
450-8575 Nagoya

Telefon: +81-52-584-5000

Fax: +81-52-584-5659

E-mail: -

### Company Profile

-

#### Members of Management Board

Ichiro Kashitani Chairman of Managing Board

Akio Hamada Member of Executive Committee

Hideyuki Iwamoto Member of Executive Committee

Hiroshi Tominaga Member of Executive Committee

Jun Eyama Member of Executive Committee

Makiko Hamase Member of Executive Committee

Naoyuki Hata Member of Executive Committee

Richard Bielle Member of Executive Committee

Shigeru Harada Member of Executive Committee

Tatsuya Watanuki Member of Executive Committee

Toshimitsu Imai Member of Executive Committee

#### Board of directors

Nobuhiko Murakami Chairman of Supervisory Board

Kunihito Komoto Member of Supervisory Board

Didier Leroy Member of Supervisory Board

Hideyuki Iwamoto Member of Supervisory Board

Hiroshi Tominaga Member of Supervisory Board

Kumi Fujisawa Member of Supervisory Board

Yukari Inoue Member of Supervisory Board