

UNIGOLD INC.

ISIN: CA90476X5091

WKN: -

Overview

2024/07/26 08:05:14

Price

0.0255 EUR

Difference  -10.53% (-0.00)

General attributes

| | |
|----------------|----------------------|
| ISIN | CA90476X5091 |
| Symbol | UGD |
| Exchange | Frankfurt |
| Currency | EUR |
| Sector | Energy / Commodities |
| Security type | Stock |
| Market cap (m) | 11 EUR |
| Benchmark | S&P/TSX 60 INDEX |

Market data

| | |
|-------------------|------------|
| Bid (Bid size) | - |
| Ask (Ask size) | - |
| Open | 0.0255 EUR |
| High | 0.0255 EUR |
| Low | 0.0255 EUR |
| Close (prev. day) | 0.0285 EUR |
| VWAP | 0.055 EUR |
| Volume (pcs) | 0 |
| Trading volume | 0.00 |
| Number of trades | 2 |
| Last size | 0 |

Futures and Options

| | |
|-----------------|---|
| Related Futures | - |
| Related Options | - |






5y



Information about previous performance does not guarantee future performance.

Source: FactSet

Recent research

| on sector | Date | Headline | Download |
|-----------|------------|---|---|
| | 2024/07/26 |  Equity Weekly |  |
| | 2024/07/24 |  Global Equity Ratings |  |
| | 2024/07/24 |  Aktienempfehlungen Global |  |
| | 2024/07/15 |  Aktienempfehlungen Global |  |
| | 2024/07/12 |  Equity Weekly |  |

Details

2024/07/26 08:05:14

Price

0.0255 EUR

Difference 📉 -10.53% (-0.00)

General attributes

| | |
|----------------|----------------------|
| ISIN | CA90476X5091 |
| Symbol | UGD |
| Exchange | Frankfurt |
| Currency | EUR |
| Sector | Energy / Commodities |
| Security type | Stock |
| Market cap (m) | 11 EUR |
| Benchmark | S&P/TSX 60 INDEX |

Market data

| | |
|-------------------|------------|
| Bid (Bid size) | - |
| Ask (Ask size) | - |
| Open | 0.0255 EUR |
| High | 0.0255 EUR |
| Low | 0.0255 EUR |
| Close (prev. day) | 0.0285 EUR |
| VWAP | 0.055 EUR |
| Volume (pcs) | 0 |
| Trading volume | 0.00 |
| Number of trades | 2 |
| Last size | 0 |

Performance and Risk

| | 6m | 1y | 3y |
|-------------|---------|---------|---------|
| Perf (%) | -12.07% | +30.77% | -63.26% |
| Perf (abs.) | +0.00 | +0.01 | -0.04 |
| Beta | 1.00 | 0.39 | 0.42 |
| Volatility | 234.38 | 236.41 | 190.17 |

5y



Information about previous performance does not guarantee future performance.
Source: FactSet

Price data

| | |
|---|-------------------------|
| Ø price 5 days Ø volume 5 days (pcs.) | 0.0273 EUR (0) |
| Ø price 30 days Ø volume 30 days (pcs.) | 0.0350 EUR (0) |
| Ø price 100 days Ø volume 100 days (pcs.) | 0.0364 EUR (600) |
| Ø price 250 days Ø volume 250 days (pcs.) | 0.0292 EUR (266) |
| YTD High date | 0.0600 EUR (2024/04/09) |
| YTD Low date | 0.0190 EUR (2024/03/04) |
| 52 Weeks High date | 0.0600 EUR (2024/04/09) |
| 52 Weeks Low date | 0.0150 EUR (2023/11/21) |

All listings for UNIGOLD INC.

| Exchange | Date | Time | Price | Trading volume (mio.) | Number of trades |
|------------------------|------------|-------|------------|-----------------------|------------------|
| TSX Venture Exchange | 2024/07/26 | 15:49 | 0.06 CAD | 0.00 | 1 |
| Stuttgart | 2024/07/26 | 14:44 | 0.0295 EUR | 0.00 | 4 |
| Frankfurt | 2024/07/26 | 08:05 | 0.0255 EUR | 0.00 | 2 |
| FINRA other OTC Issues | 2024/07/23 | 17:08 | 0.0491 USD | 0.00 | 2 |
| Berlin | 2024/07/26 | 20:48 | 0.0415 EUR | 0.00 | 20 |

Company profile

Company Logo



Company Profile

-

Contact Details

UNIGOLD

--

ADELAIDE STREET WEST 420-141 M5H
3L5 Toronto

Telefon: +0011 (416) 363-2467

Fax: +001 (416) 363-2058

E-mail: unigold@unigoldinc.com