

## 1-800-FLOWERS.COM INC.

ISIN: US68243Q1067 WKN: 68243Q106

## Overview

2024/08/21 08:08:24

Price

8.05 EUR

Difference  -2.42% (-0.20)

## General attributes

|                |              |
|----------------|--------------|
| ISIN           | US68243Q1067 |
| Symbol         | FLWS         |
| Exchange       | Berlin       |
| Currency       | EUR          |
| Sector         | Commerce     |
| Security type  | Stock        |
| Market cap (m) | 300 EUR      |
| Benchmark      | S&P 500      |

## Market data

|                   |                |
|-------------------|----------------|
| Bid (Bid size)    | 8.05 EUR (749) |
| Ask (Ask size)    | 8.10 EUR (739) |
| Open              | 8.05 EUR       |
| High              | 8.05 EUR       |
| Low               | 8.05 EUR       |
| Close (prev. day) | 8.25 EUR       |
| VWAP              | -              |
| Volume (pcs)      | 0              |
| Trading volume    | 0.00           |
| Number of trades  | 3              |
| Last size         | 0              |

## Futures and Options











|                 |   |
|-----------------|---|
| Related Futures | - |
| Related Options | - |

5y



Information about previous performance does not guarantee future performance.  
Source: FactSet

## Recent research

| on sector  |   | on market                 |   |
|------------|---|---------------------------|---|
| Date       |   | Headline                  | Download  |
| 2024/08/12 |  | Global Equity Ratings     |  |
| 2024/08/12 |  | Aktienempfehlungen Global |  |
| 2024/07/24 |  | Global Equity Ratings     |  |
| 2024/07/24 |  | Aktienempfehlungen Global |  |
| 2024/07/15 |  | Aktienempfehlungen Global |  |

## Details

2024/08/21 08:08:24

### Price

8.05 EUR

 Difference ▼ -2.42% (-0.20)

### General attributes

|                |              |
|----------------|--------------|
| ISIN           | US68243Q1067 |
| Symbol         | FLWS         |
| Exchange       | Berlin       |
| Currency       | EUR          |
| Sector         | Commerce     |
| Security type  | Stock        |
| Market cap (m) | 300 EUR      |
| Benchmark      | S&P 500      |

### Market data

|                   |                |
|-------------------|----------------|
| Bid (Bid size)    | 8.05 EUR (749) |
| Ask (Ask size)    | 8.10 EUR (739) |
| Open              | 8.05 EUR       |
| High              | 8.05 EUR       |
| Low               | 8.05 EUR       |
| Close (prev. day) | 8.25 EUR       |
| VWAP              | -              |
| Volume (pcs)      | 0              |
| Trading volume    | 0.00           |
| Number of trades  | 3              |
| Last size         | 0              |

### Performance and Risk

|             | 6m      | 1y      | 3y      |
|-------------|---------|---------|---------|
| Perf (%)    | -15.35% | +15.23% | -67.74% |
| Perf (abs.) | -1.46   | +1.06   | -16.90  |
| Beta        | 1.30    | 1.58    | 1.42    |
| Volatility  | 38.88   | 44.77   | 58.95   |

5y



Information about previous performance does not guarantee future performance.  
Source: FactSet

### Price data

|   |                        |
|---|------------------------|
| Ø price 5 days   Ø volume 5 days (pcs.)     | 8.36 EUR (0)           |
| Ø price 30 days   Ø volume 30 days (pcs.)   | 8.72 EUR (3)           |
| Ø price 100 days   Ø volume 100 days (pcs.) | 8.67 EUR (1)           |
| Ø price 250 days   Ø volume 250 days (pcs.) | 8.41 EUR (5)           |
| YTD High   date                             | 10.15 EUR (2024/03/26) |
| YTD Low   date                              | 8.05 EUR (2024/04/18)  |
| 52 Weeks High   date                        | 10.15 EUR (2024/03/26) |
| 52 Weeks Low   date                         | 5.64 EUR (2023/09/08)  |

### Arbitrage views

| Exchange  | Date       | Time  | Price    | Trading volume (mio.) | Number of trades |
|-----------|------------|-------|----------|-----------------------|------------------|
| Tradegate | 2024/08/21 | 22:26 | 8.10 EUR | 0.00                  | 2                |
| Nasdaq    | 2024/08/21 | 22:00 | 9.00 USD | 1.51                  | 3,663            |
| Berlin    | 2024/08/21 | 08:08 | 8.05 EUR | 0.00                  | 3                |

## Company profile

### Company Logo



### Company Profile

-

### Contact Details

1 800 FLOWERS COM

--

Suite 500, One Old Country Road - 11514  
Carle Place, NY

Telefon: +1 516 237 6000

Fax: +1 516 237 6060

E-mail: invest@1800flowers.com