

EMX ROYALTY CORP.

ISIN: CA26873J1075 WKN: 26873J107

Overview

2024/07/26 22:00:00

Price
1.79 USDDifference  -1.65% (-0.03)

General attributes

ISIN	CA26873J1075
Symbol	EMX
Exchange	NYSE MKT
Currency	USD
Sector	Energy / Commodities
Security type	Stock
Market cap (m)	186 EUR
Benchmark	S&P/TSX 60 INDEX

Market data

Bid (Bid size)	1.74 USD (100)
Ask (Ask size)	1.81 USD (100)
Open	1.81 USD
High	1.84 USD
Low	1.78 USD
Close (prev. day)	1.82 USD
VWAP	1.811374 USD
Volume (pcs)	213,201
Trading volume	386,178.22
Number of trades	653
Last size	-

Futures and Options











Related Futures	-
Related Options	-

5y



Information about previous performance does not guarantee future performance.
Source: FactSet

Recent research

on sector			
Date		Headline	Download
2024/07/26		Equity Weekly	
2024/07/24		Global Equity Ratings	
2024/07/24		Aktienempfehlungen Global	
2024/07/15		Aktienempfehlungen Global	
2024/07/12		Equity Weekly	

Details

2024/07/26 22:00:00

Price
1.79 USDDifference ▼ -1.65% (-0.03)

General attributes

ISIN	CA26873J1075
Symbol	EMX
Exchange	NYSE MKT
Currency	USD
Sector	Energy / Commodities
Security type	Stock
Market cap (m)	186 EUR
Benchmark	S&P/TSX 60 INDEX

Market data

Bid (Bid size)	1.74 USD (100)
Ask (Ask size)	1.81 USD (100)
Open	1.81 USD
High	1.84 USD
Low	1.78 USD
Close (prev. day)	1.82 USD
VWAP	1.811374 USD
Volume (pcs)	213,201
Trading volume	386,178.22
Number of trades	653
Last size	-

Performance and Risk

	6m	1y	3y
Perf (%)	+18.54%	-4.28%	-34.91%
Perf (abs.)	+0.28	-0.08	-0.96
Beta	1.27	1.02	1.17
Volatility	41.15	38.12	42.68

5y



Information about previous performance does not guarantee future performance.
Source: FactSet

Price data

Ø price 5 days Ø volume 5 days (pcs.)	1.83 USD (245,172)
Ø price 30 days Ø volume 30 days (pcs.)	1.85 USD (238,843)
Ø price 100 days Ø volume 100 days (pcs.)	1.86 USD (314,814)
Ø price 250 days Ø volume 250 days (pcs.)	1.76 USD (252,686)
YTD High date	2.15 USD (2024/05/20)
YTD Low date	1.41 USD (2024/02/05)
52 Weeks High date	2.15 USD (2024/05/20)
52 Weeks Low date	1.41 USD (2024/02/05)

All listings for EMX ROYALTY CORP.

Exchange	Date	Time	Price	Trading volume (mio.)	Number of trades
Tradegate	2024/07/26	22:02	1.655 EUR	0.00	1
TSX Venture Exchange	2024/07/26	21:59	2.47 CAD	0.02	18
Stuttgart	2024/07/26	11:05	1.66 EUR	0.00	4
NYSE MKT	2024/07/26	22:00	1.79 USD	0.39	653
Munich	2024/07/26	08:02	1.68 EUR	0.00	1

	26					
London Stock Exchange	2024/05/21	18:11	2.84 CAD	0.03		1
Frankfurt	2024/07/26	08:05	1.65 EUR	0.00		2
Duesseldorf	2024/07/26	08:12	1.655 EUR	0.00		1
Berlin	2024/07/26	20:48	1.67 EUR	0.00		20

Company profile

Company Logo



Company Profile

-

Contact Details

EMX ROYALTY

--

Telefon: -

Fax: -

E-mail: -