

EVEREST GROUP LTD.

ISIN: **BMG3223R1088** WKN: **G3223R108**

Overview

2024/07/26 19:31:20

Price

351.70 EUR

Difference  0.92% (3.20)

General attributes

ISIN	BMG3223R1088
Symbol	EG
Exchange	Duesseldorf
Currency	EUR
Sector	Financial
Security type	Stock
Market cap (m)	15,336 EUR
Benchmark	MSCI WORLD INDEX (STRD, UHD)

Market data

Bid (Bid size)	-
Ask (Ask size)	-
Open	342.10 EUR
High	351.70 EUR
Low	342.00 EUR
Close (prev. day)	348.50 EUR
VWAP	-
Volume (pcs)	0
Trading volume	0.00
Number of trades	7
Last size	0

Futures and Options










Related Futures	-
Related Options	-

5y



Information about previous performance does not guarantee future performance.
Source: FactSet

Recent research

on sector	Date	Headline	Download
	2024/07/24	 Global Equity Ratings	
	2024/07/24	 Aktienempfehlungen Global	
	2024/07/19	 Equity Weekly	
	2024/07/15	 Aktienempfehlungen Global	
	2024/07/12	 Global Equity Ratings	

Details

2024/07/26 19:31:20

Price

351.70 EUR

Difference ▲ 0.92% (3.20)

General attributes

ISIN	BMG3223R1088
Symbol	EG
Exchange	Duesseldorf
Currency	EUR
Sector	Financial
Security type	Stock
Market cap (m)	15,336 EUR
Benchmark	MSCI WORLD INDEX (STRD, UHD)

Market data

Bid (Bid size)	-
Ask (Ask size)	-
Open	342.10 EUR
High	351.70 EUR
Low	342.00 EUR
Close (prev. day)	348.50 EUR
VWAP	-
Volume (pcs)	0
Trading volume	0.00
Number of trades	7
Last size	0

Performance and Risk

	6m	1y	3y
Perf (%)	+2.24%	+7.23%	+72.40%
Perf (abs.)	+7.70	+23.70	+147.70
Beta	0.23	0.27	0.62
Volatility	26.59	26.78	28.04

5y



Information about previous performance does not guarantee future performance.
Source: FactSet

Price data

Ø price 5 days Ø volume 5 days (pcs.)	352.02 EUR (0)
Ø price 30 days Ø volume 30 days (pcs.)	349.94 EUR (0)
Ø price 100 days Ø volume 100 days (pcs.)	349.26 EUR (0)
Ø price 250 days Ø volume 250 days (pcs.)	347.10 EUR (0)
YTD High date	368.40 EUR (2024/07/18)
YTD Low date	316.00 EUR (2024/01/02)
52 Weeks High date	386.00 EUR (2023/10/17)
52 Weeks Low date	310.00 EUR (2023/08/09)

Arbitrage views

Exchange ⊕	Date	Time	Price	Trading volume (mio.)	Number of trades
Tradegate	2024/07/26	22:26	352.70 EUR	0.04	4
Stuttgart	2024/07/26	08:05	342.00 EUR	0.00	3
NYSE	2024/07/26	22:00	382.93 USD	127.33	9,572
Munich	2024/07/26	08:02	348.70 EUR	0.00	1
London Stock	2023/02/	12:50	386.17 USD	5.02	1

Exchange	27						
Hanover	2024/07/26	08:01	341.90	EUR	0.00		3
Frankfurt	2024/07/26	08:09	343.70	EUR	0.00		2
Duesseldorf	2024/07/26	19:31	351.70	EUR	0.00		7

Company profile

Company Logo



Contact Details

EVEREST GROUP LTD.

--

Seon Place, 141 Front Street - HM 19
Hamilton

Telefon: +1-441-295-0006

Fax: +1-441-295-4828

E-mail: -

Company Profile

-

Members of Management Board

Juan C. Andrade Chairman of Managing Board

Anne Rocco Member of Executive Committee

Ari Moskowitz Member of Executive Committee

Chris Downey Member of Executive Committee

Dawn Lauer Member of Executive Committee

Gail M. Van Beveren Member of Executive Committee

Jim Williamson Member of Executive Committee

Mark Kociancic Member of Executive Committee

Mike Karmilowicz Member of Executive Committee

Mike Mulray Member of Executive Committee

Srini Maddineni Member of Executive Committee

Board of directors

Joseph Taranto Chairman of Supervisory Board

Geraldine Losquadro Member of Supervisory Board

Hazel McNeilage Member of Supervisory Board

John Amore Member of Supervisory Board

John Graf Member of Supervisory Board

Meryl Hartzband Member of Supervisory Board

Roger Singer Member of Supervisory Board

William Galtney Member of Supervisory Board