


XCEL ENERGY INC

ISIN: US98389B1008 WKN: 98389B100

Overview

2024/04/29 08:10:44		
Price	50.11 EUR	
Difference		-1.96% (-1.00)

General attributes	
ISIN	US98389B1008
Symbol	XEL
Exchange	Duesseldorf
Currency	EUR
Sector	Utilities
Security type	Stock
Market cap (m)	28,265 EUR
Benchmark	S&P 500



Market data	
Bid (Bid size)	-
Ask (Ask size)	-
Open	50.11 EUR
High	50.11 EUR
Low	50.11 EUR
Close (prev. day)	51.11 EUR
VWAP	-
Volume (pcs)	0
Trading volume	0.00
Number of trades	3
Last size	0

Futures and Options	
Related Futures	-
Related Options	-



Information about previous performance does not guarantee future performance.
Source: FactSet

Recent research

on sector		on market	
Date		Headline	Download
2024/04/29		Aktienempfehlungen Österreich	
2024/04/26		Global Equity Ratings	
2024/04/26		Aktienempfehlungen Global	
2024/04/15		Aktienempfehlungen Österreich	
2024/04/03		Global Equity Ratings	

Details

2024/04/29 08:10:44		
Price	50.11 EUR	
Difference	<div><div></div></div>	-1.96% (-1.00)

General attributes	
ISIN	US98389B1008
Symbol	XEL
Exchange	Duesseldorf
Currency	EUR
Sector	Utilities
Security type	Stock
Market cap (m)	28,265 EUR
Benchmark	S&P 500

Market data	
Bid (Bid size)	-
Ask (Ask size)	-
Open	50.11 EUR
High	50.11 EUR
Low	50.11 EUR
Close (prev. day)	51.11 EUR
VWAP	-
Volume (pcs)	0
Trading volume	0.00
Number of trades	3
Last size	0

Performance and Risk			
	6m	1y	3y
Perf (%)	-9.06%	-20.52%	-13.72%
Perf (abs.)	-4.99	-12.94	-7.97
Beta	0.29	0.30	0.45
Volatility	26.09	22.38	21.49



Information about previous performance does not guarantee future performance.
Source: FactSet

Price data	
Ø price 5 days Ø volume 5 days (pcs.)	50.89 EUR (0)
Ø price 30 days Ø volume 30 days (pcs.)	49.23 EUR (0)
Ø price 100 days Ø volume 100 days (pcs.)	52.57 EUR (1)
Ø price 250 days Ø volume 250 days (pcs.)	54.77 EUR (0)
YTD High date	57.82 EUR (2024/01/04)
YTD Low date	44.26 EUR (2024/03/07)
52 Weeks High date	63.83 EUR (2023/05/02)
52 Weeks Low date	44.26 EUR (2024/03/07)

All listings for XCEL ENERGY INC					
Exchange	Date	Time	Price	Trading volume (mio.)	Number of trades
Xetra	2023/11/24	17:35	55.30 EUR	0.00	2
Vienna Stock Exchange	2024/04/29	17:32	50.95 EUR	0.00	2
Tradegate	2024/04/29	22:26	50.82 EUR	0.01	3
Stuttgart	2024/04/29	21:05	50.76 EUR	0.00	6
Nasdaq	2024/04/	22:00	54.48 USD	211.77	51,965

	29					
Munich	2024/04/29	08:03	50.90 EUR	0.00		2
London Stock Exchange	2023/10/26	17:30	60.0264 USD	0.02		2
Frankfurt	2024/04/29	08:09	49.995 EUR	0.00		2
Duesseldorf	2024/04/29	08:10	50.11 EUR	0.00		3
Berlin	2024/04/29	08:08	50.12 EUR	0.00		2

Company profile

Company Logo



Contact Details

XCEL ENERGY INC.

- -

414 Nicollet Mall - 55401-1993 Minneapolis

Telefon: +1-612-330-5500

Fax: +

E-mail: -

Company Profile

-

Members of Management Board

Daniel Yohannes	Member of Board of Directors
Charles Pardee	Member of Board of Directors
Christopher Policinski	Member of Board of Directors
George Kehl	Member of Board of Directors
James Prokopanko	Member of Board of Directors
Kim Williams	Member of Board of Directors
Lynn Casey	Member of Board of Directors
Megan Burkhart	Member of Board of Directors
Netha Johnson	Member of Board of Directors
Patricia Kampling	Member of Board of Directors
Richard O'Brien	Member of Board of Directors
Timothy A. Welsh	Member of Board of Directors
Robert Frenzel	Chairman of Managing Board
Adrian Rodriguez	Member of Executive Committee
Alice K. Jackson	Member of Executive Committee
Amanda Rome	Member of Executive Committee
Brian Van Abel	Member of Executive Committee
Chris Clark	Member of Executive Committee
Frank Prager	Member of Executive Committee
Jeff Savage	Member of Executive Committee
Karl Hoesly	Member of Executive Committee
Patricia Correa	Member of Executive Committee
Robert S. Kenney	Member of Executive Committee
Tim O'Connor	Member of Executive Committee

Tim Peterson Member of Executive
Committee