

AUSTRIA CECE HTX(EUR)

ISIN: **AT0000726435** WKN: -

Overview

2024/08/09 17:45:00

Price

5,727.94 EURDifference  0.55% (31.18)

General attributes

ISIN AT0000726435

Symbol -

Country Hungary

Instruments in index 8

Type of index Price Index

Security type Index

Market data

Open 5,698.63 EUR

High 5,747.41 EUR

Low 5,690.98 EUR

Close (prev. day) 5,696.76 EUR

Trading volume (m) -







Volume (pcs) -

Top 5

Name 	Price	+ - (%)	Trend 
RICHTER GE...	10,300.00	+1.78	
MASTERPLAS...	3,040.00	+1.33	
ANY SECURI...	4,270.00	+1.18	
4IG NYILVA...	769.00	+0.13	

Intraday | 1w | 1m | 6m | 1y | 3y

Flop 5

Name 	Price	+ - (%)	Trend 
MAGYAR TEL...	1,050.00	-1.32	
MOL HUNGAR...	2,732.00	-0.65	
OPUS GLOBA...	422.50	-0.47	
OTP BANK P...	18,090.00	-0.06	



Information about previous performance does not guarantee future performance.

Source: FactSet

Recent research

on market

Date	Headline	Download
2024/08/08	 Inflation increased to 4.1% y/y in July	
2024/08/07	 Industry rose on monthly level in June	
2024/08/06	 Subdued retail sales activity in June	
2024/08/05	 Central banks in Romania and Serbia to cut rates	
2024/07/30	 The economy shrank in the second quarter	

Intraday 1w 1m 6m 1y 3y

Futures and Options

Related Futures -

Related Options -

Details

2024/08/09 17:45:00

Price

5,727.94 EUR

Difference



0.55% (31.18)

General attributes

ISIN AT0000726435

Symbol -

Country Hungary

Security type Index

Instruments in index 8

Market data

Open 5,698.63 EUR

High 5,747.41 EUR

Low 5,690.98 EUR

Close (prev. day) 5,696.76 EUR

Trading volume (m) -

Volume (pcs) -

Performance and Risk

	6m	1y	3y
Perf (%)	+6.25%	+30.28%	+25.51%
Perf (abs.)	+336.87	+1,331.20	+1,164.19
Beta	-	-	-
Volatility	13.33	15.23	24.49

6,000.00

5,500.00

5,000.00

4,500.00

4,000.00

3,500.00

3,000.00

2020

2021

2022

2023

2024

5y



Information about previous performance does not guarantee future performance.

Source: FactSet

Price data

Ø price 5 days Ø volume 5 days (pcs.)	5,641.28 EUR (0)
Ø price 30 days Ø volume 30 days (pcs.)	5,764.90 EUR (0)
Ø price 100 days Ø volume 100 days (pcs.)	5,615.26 EUR (0)
Ø price 250 days Ø volume 250 days (pcs.)	5,256.44 EUR (0)
YTD High date	5,910.59 EUR (2024/07/22)
YTD Low date	5,049.03 EUR (2024/01/02)
52 Weeks High date	5,910.59 EUR (2024/07/22)
52 Weeks Low date	4,381.72 EUR (2023/08/10)

Composition

Name  ISIN	Price	Diff %  Diff +/-	Performance 	Date Time	Turnover Pc.  Turnover Money 
4IG NYILVANOSAN MUKODO RE... HU0000167788	769.00	0.13% 1.00		24/08/09 17:20:00	9,455 7,284,305.00
ANY SECURITY PRINTING COM... HU0000093257	4,270.00	1.18% 50.00		24/08/09 17:20:00	13,270 56,410,690.00
MAGYAR TELEKOM TELECOMMUN... HU0000073507	1,050.00	-1.32% -14.00		24/08/09 17:19:59	519,644 547,885,646.00
MASTERPLAST SHARE HUF100 HU0000093943	3,040.00	1.33% 40.00		24/08/09 17:19:59	3,246 9,760,120.00
MOL HUNGARIAN OIL & GAS P... HU0000153937	2,732.00	-0.65% -18.00		24/08/09 17:19:59	420,482 1,155,379,750.00
OPUS GLOBAL NYRT HU0000110226	422.50	-0.47% -2.00		24/08/09 17:20:00	153,626 65,551,839.00
OTP BANK PLC HU0000061726	18,090.00	-0.06% -10.00		24/08/09 17:20:00	237,537 4,295,583,965.00
RICHTER GEDEON VEGYESZETI... HU0000123096	10,300.00	1.78% 180.00		24/08/09 17:20:00	103,662 1,062,749,230.00