

AUSTRIA CECE HTX(EUR)

ISIN: AT0000726435 WKN: -

Overview

2024/06/04 17:45:00

Price

5,517.18 EURDifference  -1.71% (-96.20)


General attributes

ISIN	AT0000726435
Symbol	-
Country	Hungary
Instruments in index	8
Type of index	Price Index
Security type	Index

Market data








Open	5,625.61 EUR
High	5,646.63 EUR
Low	5,511.21 EUR
Close (prev. day)	5,613.38 EUR
Trading volume (m)	-
Volume (pcs)	-

Top 5

Name 	Price	+ - (%)	Trend 
MASTERPLAS...	2,970.00	+0.34	
4IG NYILVA...	797.00	+0.25	

Intraday 1w 1m 6m 1y 3y

Flop 5

Name 	Price	+ - (%)	Trend 
OTP BANK P...	17,200.00	-2.05	
RICHTER GE...	9,510.00	-1.96	
MAGYAR TEL...	981.00	-1.31	
MOL HUNGAR...	2,794.00	-0.92	
ANY SECURI...	4,240.00	-0.47	

5y



Information about previous performance does not guarantee future performance.

Source: FactSet

Recent research

on market

Date	Headline	Download 
2024/06/04	 GDP grew by 1.1% y/y in 1Q24	
2024/06/03	 More insights into the key drivers of growth	
2024/05/29	 CEE Special Report Prosperity Index. Assessing e...	
2024/05/27	 GDP in Croatia, flash inflation estimates	
2024/05/23	 Corporate Credit Monitor CEE	

Intraday 1w 1m 6m 1y 3y

Futures and Options

Related Futures -

Related Options -

Details

2024/06/04 17:45:00

Price

5,517.18 EURDifference  -1.71% (-96.20)

General attributes

ISIN AT0000726435

Symbol -

Country Hungary

Security type Index

Instruments in index 8

Market data

Open 5,625.61 EUR

High 5,646.63 EUR

Low 5,511.21 EUR

Close (prev. day) 5,613.38 EUR

Trading volume (m) -

Volume (pcs) -

Performance and Risk

	6m	1y	3y
Perf (%)	+11.74%	+36.80%	+21.90%
Perf (abs.)	+579.77	+1,484.10	+991.04
Beta	-	-	-
Volatility	14.58	15.63	24.52



Information about previous performance does not guarantee future performance.
Source: FactSet

Price data

Ø price 5 days Ø volume 5 days (pcs.)	5,545.28 EUR (0)
Ø price 30 days Ø volume 30 days (pcs.)	5,608.87 EUR (0)
Ø price 100 days Ø volume 100 days (pcs.)	5,461.79 EUR (0)
Ø price 250 days Ø volume 250 days (pcs.)	4,976.89 EUR (0)
YTD High date	5,748.23 EUR (2024/05/14)
YTD Low date	5,049.03 EUR (2024/01/02)
52 Weeks High date	5,748.23 EUR (2024/05/14)
52 Weeks Low date	3,942.27 EUR (2023/07/07)

Composition

Name  ISIN	Price	Diff %  Diff +/-	Performance 	Date Time	Turnover Pc.  Turnover Money 
4IG NYILVANOSAN MUKODO RE... HU0000167788	797.00	0.25% 2.00		24/06/04 17:19:59	3,311 2,645,320.00
ANY SECURITY PRINTING COM... HU0000093257	4,240.00	-0.47% -20.00		24/06/04 17:20:00	12,391 52,774,820.00
MAGYAR TELEKOM TELECOMMUN... HU0000073507	981.00	-1.31% -13.00		24/06/04 17:20:00	243,326 240,105,953.00
MASTERPLAST SHARE HUF100 HU0000093943	2,970.00	0.34% 10.00		24/06/04 17:20:00	1,045 3,092,600.00
MOL HUNGARIAN OIL & GAS P... HU0000153937	2,794.00	-0.92% -26.00		24/06/04 17:20:00	436,897 1,222,644,104.00
OPUS GLOBAL NYRT HU0000110226	390.50	-0.38% -1.50		24/06/04 17:19:59	320,774 125,743,910.00
OTP BANK PLC HU0000061726	17,200.00	-2.05% -360.00		24/06/04 17:19:59	444,628 7,686,509,495.00
RICHTER GEDEON VEGYESZETI... HU0000123096	9,510.00	-1.96% -190.00		24/06/04 17:20:00	352,088 3,381,524,245.00