

## AUSTRIA CECE HTX(EUR)

ISIN: AT0000726435 WKN: -

## Overview

2024/05/10 17:45:00

Price

**5,707.60** EURDifference  0.41% (23.20)

## General attributes

ISIN	AT0000726435
Symbol	-
Country	Hungary
Instruments in index	8
Type of index	Price Index
Security type	Index

## Market data




Open	5,680.01 EUR
High	5,739.79 EUR
Low	5,673.45 EUR
Close (prev. day)	5,684.40 EUR
Trading volume (m)	-
Volume (pcs)	-

## Top 5

Name 	Price	+ - (%)	Trend 
MOL HUNGAR...	3,076.00	+1.18	
RICHTER GE...	9,650.00	+0.84	
MASTERPLAS...	2,890.00	+0.70	
OPUS GLOBA...	381.00	+0.66	

Intraday **1w** 1m 6m 1y 3y

## Flop 5

Name 	Price	+ - (%)	Trend 
ANY SECURI...	3,680.00	-0.54	
OTP BANK P...	18,315.00	-0.46	
MAGYAR TEL...	932.00	-0.32	

Intraday **1w** 1m 6m 1y 3y

5y













Information about previous performance does not guarantee future performance.

Source: FactSet

## Recent research

## on market

Date	Headline	Download
2024/05/10	 Disinflation ended in April	
2024/05/08	 Industry plummeted by 2.8% y/y in March	
2024/05/07	 Corporate Credit Monitor CEE	
2024/05/07	 Corporate Credit Monitor CEE (DE)	
2024/05/07	 Massive surprise to the upside	

**Futures and Options**

**Related Futures** -

**Related Options** -

## Details

2024/05/10 17:45:00

Price

**5,707.60** EUR

Difference



0.41% (23.20)

## General attributes

ISIN AT0000726435

Symbol -

Country Hungary

Security type Index

Instruments in index 8

## Market data

Open 5,680.01 EUR

High 5,739.79 EUR

Low 5,673.45 EUR

Close (prev. day) 5,684.40 EUR

Trading volume (m) -

Volume (pcs) -

## Performance and Risk

	6m	1y	3y
Perf (%)	+15.75%	+43.68%	+36.50%
Perf (abs.)	+776.75	+1,735.09	+1,526.15
Beta	-	-	-
Volatility	14.56	15.40	24.51



Information about previous performance does not guarantee future performance.

Source: FactSet

## Price data

Ø price 5 days   Ø volume 5 days (pcs.)	5,663.78 EUR (0)
Ø price 30 days   Ø volume 30 days (pcs.)	5,511.38 EUR (0)
Ø price 100 days   Ø volume 100 days (pcs.)	5,393.03 EUR (0)
Ø price 250 days   Ø volume 250 days (pcs.)	4,872.43 EUR (0)
YTD High   date	5,739.79 EUR (2024/05/10)
YTD Low   date	5,049.03 EUR (2024/01/02)
52 Weeks High   date	5,739.79 EUR (2024/05/10)
52 Weeks Low   date	3,865.99 EUR (2023/05/19)

## Composition

Name  ISIN	Price	Diff %  Diff +/-	Performance 	Date Time	Turnover Pc.  Turnover Money 
4IG NYILVANOSAN MUKODO RE... HU0000167788	805.00	0.00% 0.00		24/05/10 17:19:59	103,432 82,832,842.00
ANY SECURITY PRINTING COM... HU0000093257	3,680.00	-0.54% -20.00		24/05/10 17:19:59	13,104 48,637,640.00
MAGYAR TELEKOM TELECOMMUN... HU0000073507	932.00	-0.32% -3.00		24/05/10 17:20:00	717,059 671,511,552.00
MASTERPLAST SHARE HUF100 HU0000093943	2,890.00	0.70% 20.00		24/05/10 17:20:00	3,310 9,534,250.00
MOL HUNGARIAN OIL & GAS P... HU0000153937	3,076.00	1.18% 36.00		24/05/10 17:20:00	518,655 1,590,418,254.00
OPUS GLOBAL NYRT HU0000110226	381.00	0.66% 2.50		24/05/10 17:20:00	120,234 45,630,129.00
OTP BANK PLC HU0000061726	18,315.00	-0.46% -85.00		24/05/10 17:19:59	321,534 5,924,983,530.00
RICHTER GEDEON VEGYESZETI... HU0000123096	9,650.00	0.84% 80.00		24/05/10 17:20:00	99,377 956,222,565.00